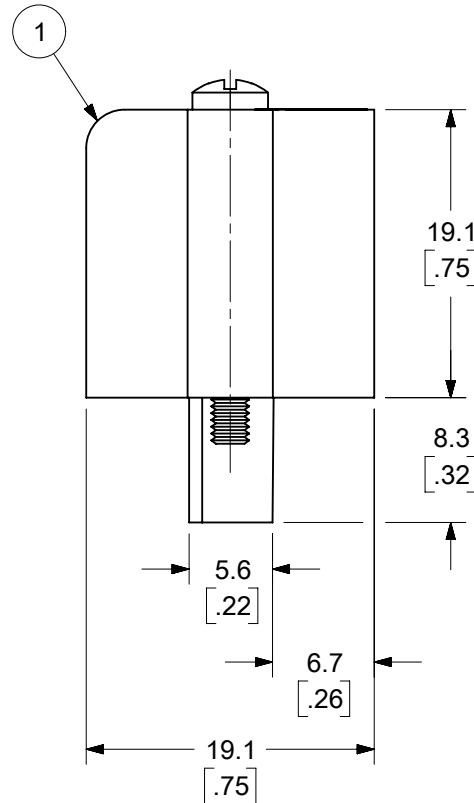


AUXILIARY VIEWS
SCALE 1:1

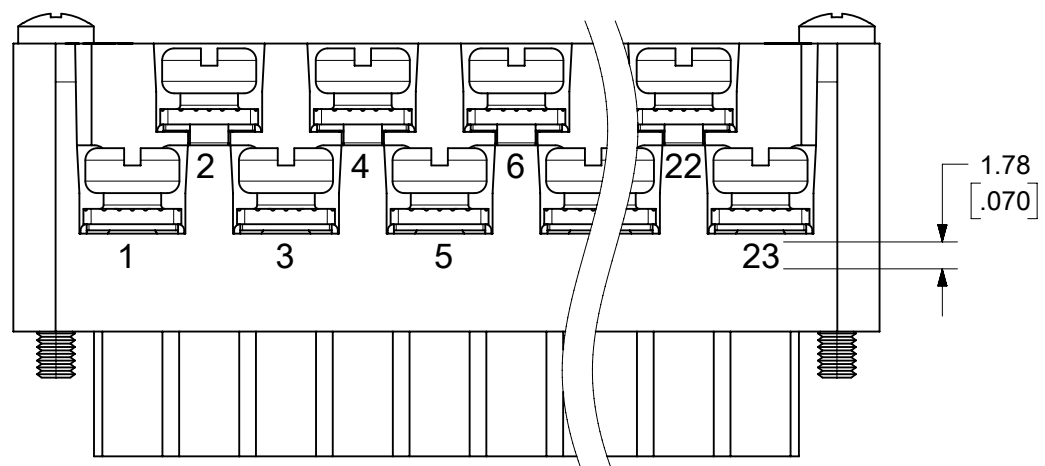


- NOTES:
1. MATERIAL: SEE TABLE
 2. FINISHES: SEE TABLE
 3. PRODUCT SPECIFICATION: NOT REQUIRED
 4. PACKAGING: NOT REQUIRED
 5. MATES WITH: MOST 5.08 (.200) PIN HEADERS
 6. "XX" REFERS TO THE QUANTITY OF CIRCUITS
 7. ROHS COMPLIANT

ITEM	QTY. (EVEN NO. OF CIRCUITS)	QTY. (ODD NO. OF CIRCUITS)	DESCRIPTION	MATERIAL	FINISH
8	2	2	SCREW, MOUNTING, M2.5 X .450	STEEL	ZINC CHROMATE
7	XX	XX	SCREW, M3.5 X .280	STEEL	ZINC CHROMATE
6	XX	XX	NUT, M3.5, HEX	STEEL	ZINC CHROMATE
5	XX/2	(XX-1)/2	REAR ROW TERMINAL (-G30 OPT.)	PHOS. BRONZE	SELECTIVE GOLD
4	XX/2	(XX+1)/2	FRONT ROW TERMINAL (-G30 OPT.)	PHOS. BRONZE	SELECTIVE GOLD
3	XX/2	(XX-1)/2	REAR ROW TERMINAL	PHOS. BRONZE	HOT TIN DIP
2	XX/2	(XX+1)/2	FRONT ROW TERMINAL	PHOS. BRONZE	HOT TIN DIP
1	1	1	BARRIER	THERMOPLASTIC	BLACK

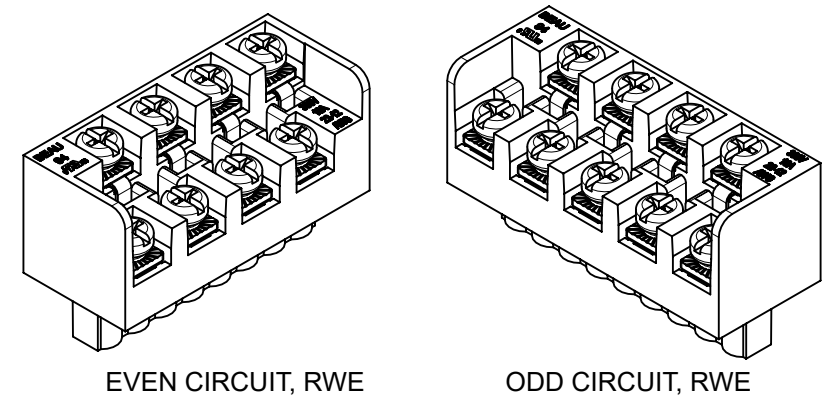
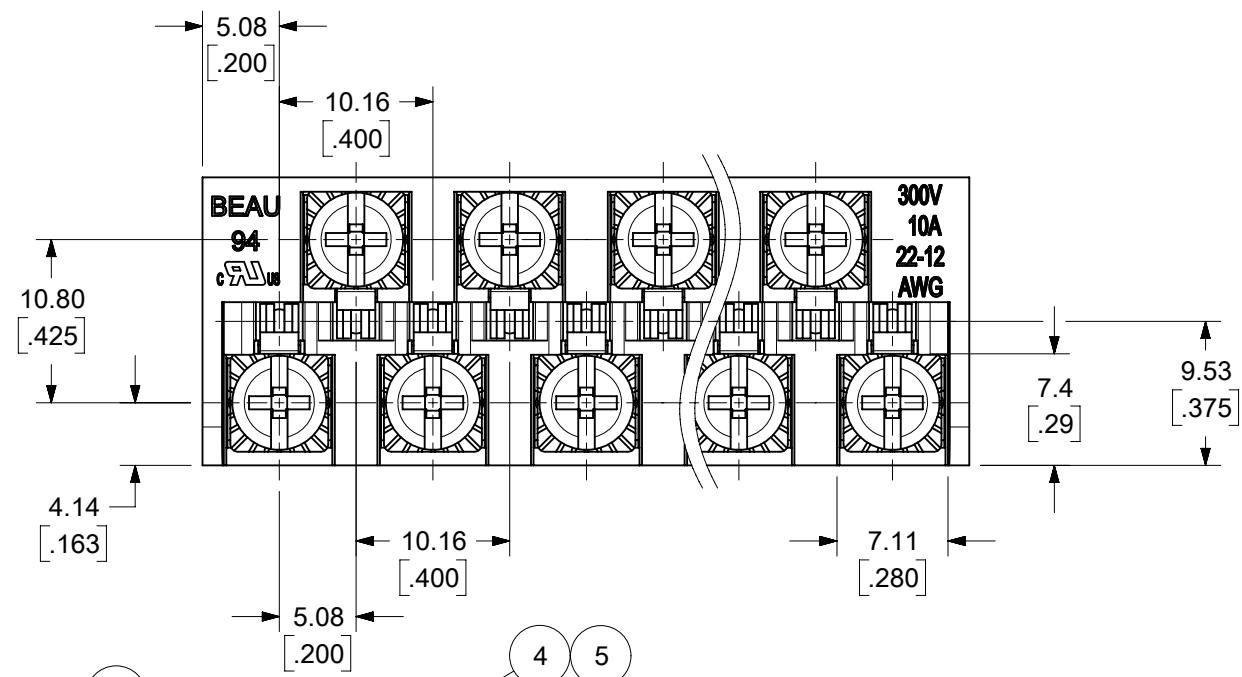
FUNCTIONAL SYMBOLS		THIS DRAWING CONTAINS INFORMATION THAT IS PROPRIETARY TO MOLEX ELECTRONIC TECHNOLOGIES, LLC AND SHOULD NOT BE USED WITHOUT WRITTEN PERMISSION			
DIMENSION UNITS		SCALE			
MM/INCH		2:1		CURRENT REV DESC: REMOVED "US PATENT" TEXT FROM MODEL.	
GENERAL TOLERANCES (UNLESS SPECIFIED)				EC NO: 677615	
4 PLACES ± .05 ± .05				DRWN: ABENJAMINLW 2021/08/18	
3 PLACES ± .03 ± .03				CHK'D: DACHAMMER 2021/09/09	
2 PLACES ± 0.13 ± .01				APPR: JFMURPHY 2022/01/04	
1 PLACE ± 0.3 ± .05				INITIAL REVISION:	
0 PLACES ± .05 ± .05				DRWN: CYORK 2004/03/18	
ANGULAR TOL ± 2°				APPR: grobertson 2004/03/19	
DRAFT WHERE APPLICABLE MUST REMAIN WITHIN DIMENSIONS		THIRD ANGLE PROJECTION		DRAWING SERIES	
		B-SIZE 39940		MATERIAL NUMBER CUSTOMER	
		SEE SHEET-2		GENERAL MARKET	
		1 OF 2		SHEET NUMBER	

NO. OF CIRC. "XX"	"A" $\begin{matrix} +0.3 \\ -0.5 \end{matrix} \begin{matrix} [+0.1 \\ -.02] \end{matrix}$		"B"		"C" REF.		"D" $\begin{matrix} +.00 \\ -.25 \end{matrix} \begin{matrix} [+0.00 \\ -.010] \end{matrix}$		MATERIAL NO. (STANDARD)	MATERIAL NO. (-G30 OPT.)	MATERIAL NO. (-10A OPT.)
	MM	IN	MM	IN	MM	IN	MM	IN			
03	25.9	[1.02]	10.16	[.400]	20.32	[.800]	15.2	[.60]	399400403		
04	31.0	[1.22]	15.24	[.600]	25.40	[1.000]	20.3	[.80]	399400404	399410404	
05	36.1	[1.42]	20.32	[.800]	30.48	[1.200]	25.4	[1.00]	399400405		
06	41.1	[1.62]	25.40	[1.000]	35.56	[1.400]	30.5	[1.20]	399400406		
07	46.2	[1.82]	30.48	[1.200]	40.64	[1.600]	35.6	[1.40]	399400407		
08	51.3	[2.02]	35.56	[1.400]	45.72	[1.800]	40.6	[1.60]	399400408		
09	56.4	[2.22]	40.64	[1.600]	50.80	[2.000]	45.7	[1.80]	399400409		
10	61.5	[2.42]	45.72	[1.800]	55.88	[2.200]	50.8	[2.00]	399400410	399410410	
11	66.5	[2.62]	50.80	[2.000]	60.96	[2.400]	55.9	[2.20]	399400411		
12	71.6	[2.82]	55.88	[2.200]	66.04	[2.600]	61.0	[2.40]	399400412	399410412	
13	76.7	[3.02]	60.96	[2.400]	71.12	[2.800]	66.0	[2.60]	399400413		
14	81.8	[3.22]	66.04	[2.600]	76.20	[3.000]	71.1	[2.80]	399400414		399490014
15	86.9	[3.42]	71.12	[2.800]	81.28	[3.200]	76.2	[3.00]	399400415		
16	91.9	[3.62]	76.20	[3.000]	86.36	[3.400]	81.3	[3.20]	399400416	399410416	
17	97.0	[3.82]	81.28	[3.200]	91.44	[3.600]	86.4	[3.40]	399400417		
18	102.1	[4.02]	86.36	[3.400]	96.52	[3.800]	91.4	[3.60]	399400418		
19	107.2	[4.22]	91.44	[3.600]	101.60	[4.000]	96.5	[3.80]	399400419	399410419	
20	112.3	[4.42]	96.52	[3.800]	106.68	[4.200]	101.6	[4.00]	399400420	399410420	
21	117.3	[4.62]	101.60	[4.000]	111.76	[4.400]	106.7	[4.20]	399400421		
22	122.4	[4.82]	106.68	[4.200]	116.84	[4.600]	111.8	[4.40]	399400422	399410422	
23	127.5	[5.02]	111.76	[4.400]	121.92	[4.800]	116.8	[4.60]	399400423	399410423	
24	132.6	[5.22]	116.84	[4.600]	127.00	[5.000]	121.9	[4.80]	399400424		

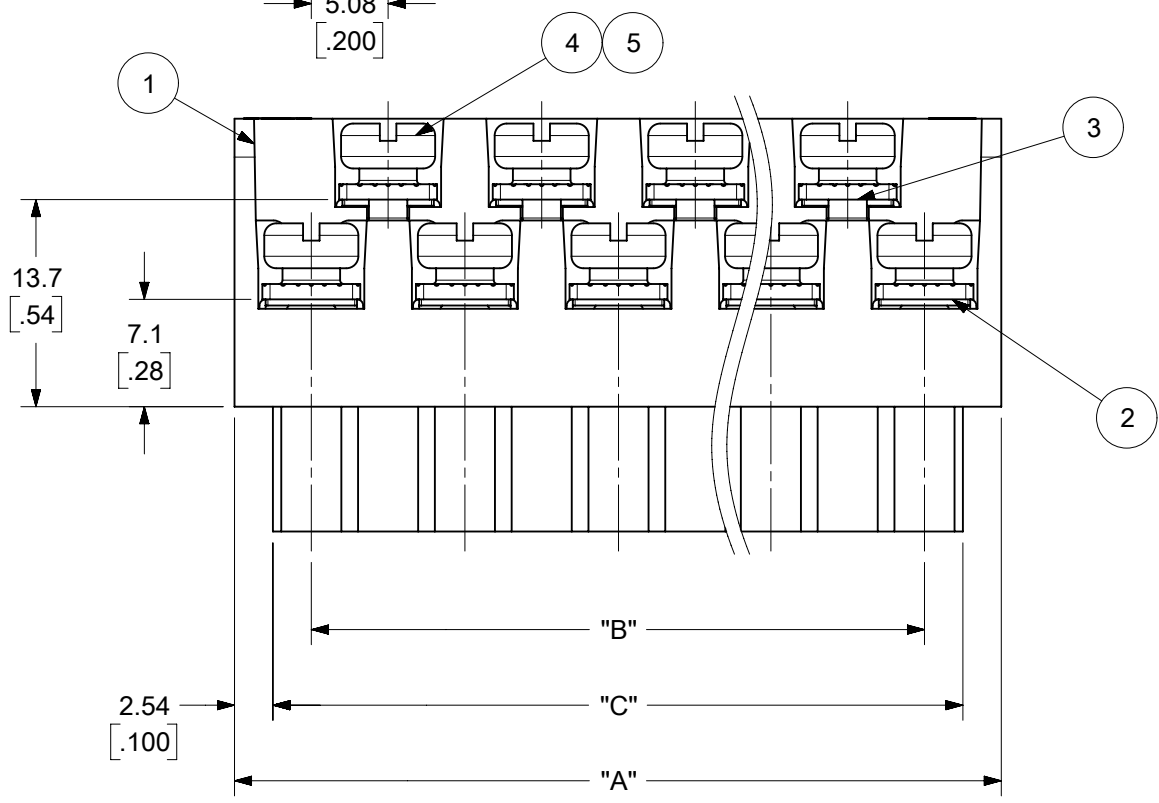


**OPTIONAL
10A IMPRINTING**
(ODD CIRCUIT CONFIGURATION SHOWN)

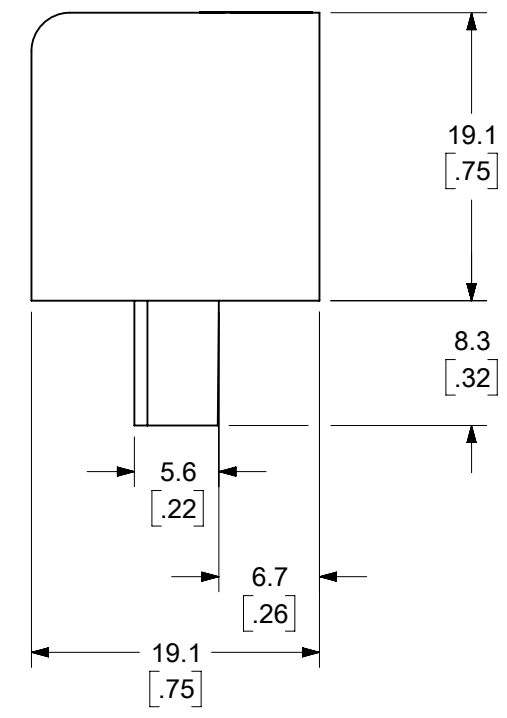
THIS DRAWING CONTAINS INFORMATION THAT IS PROPRIETARY TO MOLEX ELECTRONIC TECHNOLOGIES, LLC AND SHOULD NOT BE USED WITHOUT WRITTEN PERMISSION											
FUNCTIONAL SYMBOLS		DIMENSION UNITS		SCALE		CURRENT REV DESC: REMOVED "US PATENT" TEXT FROM MODEL.					
FA = 0		MM/INCH		2:1		molex 5.08/.200 PLUG ASSY, RWE WITH STD. MOUNTING ENDS (9468XX)					
FE = 0		GENERAL TOLERANCES (UNLESS SPECIFIED)									
FD = 0		MM		INCH							
DIVISIONAL SYMBOLS		4 PLACES ± --- ± ---		3 PLACES ± --- ± .005		EC NO: 677615		DRWN: ABENJAMINLW		2021/08/18	
		2 PLACES ± 0.13 ± .01		1 PLACE ± 0.3 ± ---		CHK'D: DACHAMMER		APPR: JFMURPHY		2021/09/09	
		ANGULAR TOL ± 2°		DRAFT WHERE APPLICABLE MUST REMAIN WITHIN DIMENSIONS		INITIAL REVISION:		DRWN: CYORK		2022/01/04	
		THIRD ANGLE PROJECTION		DRAWING		SERIES		MATERIAL NUMBER		CUSTOMER	
		B-SIZE		39940		SEE CHART		GENERAL MARKET		2 OF 2	



AUXILIARY VIEWS
SCALE 1:1



ODD CIRCUIT CONFIGURATION SHOWN

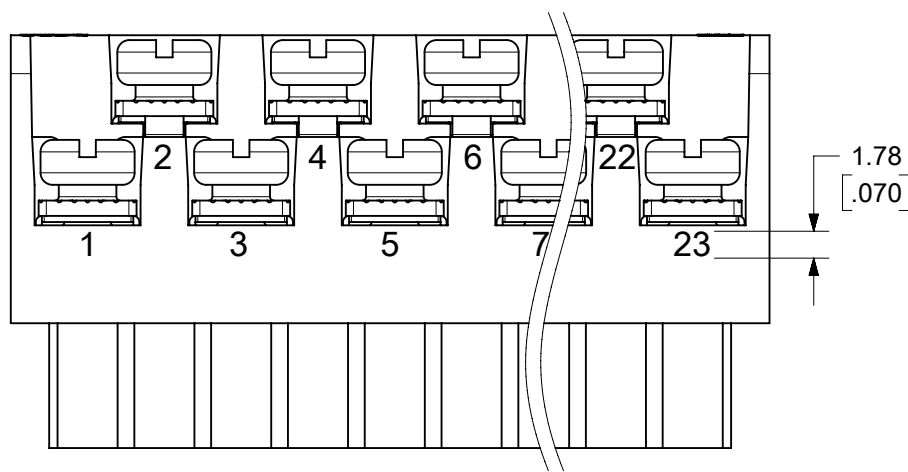


- NOTES:
1. MATERIAL: SEE TABLE
 2. FINISHES: SEE TABLE
 3. PRODUCT SPECIFICATION: NOT REQUIRED
 4. PACKAGING: NOT REQUIRED
 5. MATES WITH: MOST 5.08 [.200] PIN HEADERS
 6. "XX" REFERS TO THE QUANTITY OF CIRCUITS
 7. ROHS COMPLIANT

5	XX	XX	SCREW, M3.5 X .280	STEEL	ZINC CHROMATE
4	XX	XX	NUT, M3.5, HEX	STEEL	ZINC CHROMATE
3	XX/2	(XX-1)/2	REAR ROW TERM. (LONG)	PHOS. BRONZE	HOT TIN DIP
2	XX/2	(XX+1)/2	FRONT ROW TERM. (SHORT)	PHOS. BRONZE	HOT TIN DIP
1	1	1	BARRIER	THERMOPLASTIC	BLACK
ITEM	QTY. (EVEN NO. OF CIRCUITS)	QTY. (ODD NO. OF CIRCUITS)	DESCRIPTION	MATERIAL NO.	ENGINEERING NO.

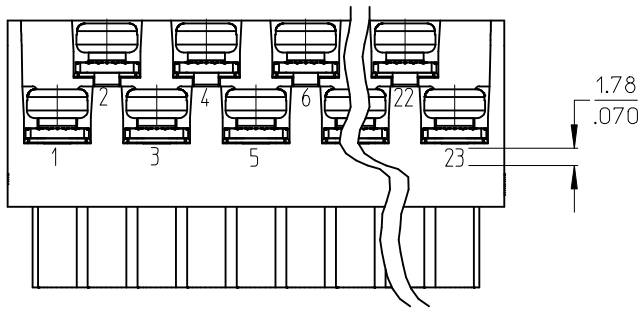
FUNCTIONAL SYMBOLS						THIS DRAWING CONTAINS INFORMATION THAT IS PROPRIETARY TO MOLEX ELECTRONIC TECHNOLOGIES, LLC AND SHOULD NOT BE USED WITHOUT WRITTEN PERMISSION							
DIMENSION UNITS		SCALE		CURRENT REV DESC: MIGRATED TO ECTR/NX. REMOVED "US PATENT" TEXT FROM MODEL									
MM/INCH		2:1											
GENERAL TOLERANCES (UNLESS SPECIFIED)						EC NO: 677615							
4 PLACES		± .005		DRWN: ABENJAMINLW		2021/08/18							
3 PLACES		± .01		CHK'D: DACHAMMER		2021/09/09							
2 PLACES		± 0.13		APPR: JFMURPHY		2022/01/04							
1 PLACE		± 0.3		INITIAL REVISION:		2004/07/28							
0 PLACES		± .005		DRWN: JAFARMER		2004/12/08							
ANGULAR TOL		± 2°		APPR: grobertson									
DRAFT WHERE APPLICABLE MUST REMAIN WITHIN DIMENSIONS			THIRD ANGLE PROJECTION		DRAWING		SERIES		MATERIAL NUMBER		CUSTOMER		
					B-SIZE		39940		SEE SHEET-2		GENERAL MARKET		
DOCUMENT STATUS		RELEASE DATE		2022/01/04 18:29:49		DOCUMENT NUMBER		SD-39940-004		DOC TYPE		DOC PART	
P1										PSD		001	
												REVISION	
												F	
												SHEET NUMBER	
												1 OF 2	

NO. OF CIRC. "XX"	DIM. "A"		DIM. "B"		"C" $\begin{matrix} +.00 \\ -.25 \end{matrix} \begin{bmatrix} +.000 \\ -.010 \end{bmatrix}$		MATERIAL NO. (STANDARD)	MATERIAL NO. (-G30 OPT.)
	MM	IN	MM	IN	MM	IN		
03	20.3	[.80]	10.16	[.400]	15.2	[.60]	399400203	
04	25.4	[1.00]	15.24	[.600]	20.3	[.80]	399400204	399410204
05	30.5	[1.20]	20.32	[.800]	25.4	[1.00]	399400205	
06	35.6	[1.40]	25.40	[1.000]	30.5	[1.20]	399400206	
07	40.6	[1.60]	30.48	[1.200]	35.6	[1.40]	399400207	
08	45.7	[1.80]	35.56	[1.400]	40.6	[1.60]	399400208	
09	50.8	[2.00]	40.64	[1.600]	45.7	[1.80]	399400209	
10	55.9	[2.20]	45.72	[1.800]	50.8	[2.00]	399400210	
11	61.0	[2.40]	50.80	[2.000]	55.9	[2.20]	399400211	
12	66.0	[2.60]	55.88	[2.200]	61.0	[2.40]	399400212	
13	71.1	[2.80]	60.96	[2.400]	66.0	[2.60]	399400213	
14	76.2	[3.00]	66.04	[2.600]	71.1	[2.80]	399400214	
15	81.3	[3.20]	71.12	[2.800]	76.2	[3.00]	399400215	
16	86.4	[3.40]	76.20	[3.000]	81.3	[3.20]	399400216	
17	91.4	[3.60]	81.28	[3.200]	86.4	[3.40]	399400217	
18	96.5	[3.80]	86.36	[3.400]	91.4	[3.60]	399400218	
19	101.6	[4.00]	91.44	[3.600]	96.5	[3.80]	399400219	399410219
20	106.7	[4.20]	96.52	[3.800]	101.6	[4.00]	399400220	
21	111.8	[4.40]	101.60	[4.000]	106.7	[4.20]	399400221	
22	116.8	[4.60]	106.68	[4.200]	111.8	[4.40]	399400222	
23	121.9	[4.80]	111.76	[4.400]	116.8	[4.60]	399400223	
24	127.0	[5.00]	116.84	[4.600]	121.9	[4.80]	399400224	



**OPTIONAL
10A IMPRINTING**
(ODD CIRCUIT CONFIGURATION SHOWN)

THIS DRAWING CONTAINS INFORMATION THAT IS PROPRIETARY TO MOLEX ELECTRONIC TECHNOLOGIES, LLC AND SHOULD NOT BE USED WITHOUT WRITTEN PERMISSION											
FUNCTIONAL SYMBOLS	DIMENSION UNITS	SCALE	CURRENT REV DESC: MIGRATED TO ECTR/NX. REMOVED "US PATENT" TEXT FROM MODEL								
	MM/INCH	2:1	<p>5.08/.200 PLUG ASSY, RWE WITH CLOSED ENDS (9408XX)</p>								
GENERAL TOLERANCES (UNLESS SPECIFIED)	MM	INCH									
DIVISIONAL SYMBOLS	4 PLACES	±	---	±	---	EC NO: 677615					
	3 PLACES	±	---	±	.005	DRWN: ABENJAMINLW 2021/08/18					
	2 PLACES	±	0.13	±	.01	CHK'D: DACHAMMER 2021/09/09					
	1 PLACE	±	0.3	±	---	APPR: JFMURPHY 2022/01/04					
	0 PLACES	±	---	±	---	INITIAL REVISION: 2004/07/28					
ANGULAR TOL	±	2°				DRWN: JAFARMER 2004/12/08			APPR: grobertson		
DRAFT WHERE APPLICABLE MUST REMAIN WITHIN DIMENSIONS	THIRD ANGLE PROJECTION	DRAWING	SERIES	MATERIAL NUMBER	CUSTOMER	DOCUMENT NUMBER		DOC TYPE	DOC PART	REVISION	
		B-SIZE	39940	SEE CHART	GENERAL MARKET	SD-39940-004		PSD	001	F	
						SHEET NUMBER		2 OF 2			



OPTIONAL
10A IMPRINTING
(ODD CIRCUIT CONFIGURATION SHOWN)

NO. OF CIRC. "XX"	"A" DIM.	"B" DIM.	"C" ^{+0.00} _{-0.25} [^{+0.000} _{-0.010}]	MATERIAL NO. (STANDARD)	MATERIAL NO. (G30 OPT)
03	20.3 [.80]	10.16 [.400]	15.2 [.60]	399400203	
04	25.4 [1.00]	15.24 [.600]	20.3 [.80]	399400204	399410204
05	30.5 [1.20]	20.32 [.800]	25.4 [1.00]	399400205	
06	35.6 [1.40]	25.40 [1.000]	30.5 [1.20]	399400206	
07	40.6 [1.60]	30.48 [1.200]	35.6 [1.40]	399400207	
08	45.7 [1.80]	35.56 [1.400]	40.6 [1.60]	399400208	
09	50.8 [2.00]	40.64 [1.600]	45.7 [1.80]	399400209	
10	55.9 [2.20]	45.72 [1.800]	50.8 [2.00]	399400210	
11	61.0 [2.40]	50.80 [2.000]	55.9 [2.20]	399400211	
12	66.0 [2.60]	55.88 [2.200]	61.0 [2.40]	399400212	
13	71.1 [2.80]	60.96 [2.400]	66.0 [2.60]	399400213	
14	76.2 [3.00]	66.04 [2.600]	71.1 [2.80]	399400214	
15	81.3 [3.20]	71.12 [2.800]	76.2 [3.00]	399400215	
16	86.4 [3.40]	76.20 [3.000]	81.3 [3.20]	399400216	
17	91.4 [3.60]	81.28 [3.200]	86.4 [3.40]	399400217	
18	96.5 [3.80]	86.36 [3.400]	91.4 [3.60]	399400218	
19	101.6 [4.00]	91.44 [3.600]	96.5 [3.80]	399400219	399410219
20	106.7 [4.20]	96.52 [3.800]	101.6 [4.00]	399400220	
21	111.8 [4.40]	101.60 [4.000]	106.7 [4.20]	399400221	
22	116.9 [4.60]	106.68 [4.200]	111.8 [4.40]	399400222	
23	121.9 [4.80]	111.76 [4.400]	116.8 [4.60]	399400223	
24	127.0 [5.00]	116.84 [4.600]	121.9 [4.80]	399400224	

(E)

REV'D G30 P/NS EC NO: IFC2015-0238 IT DRW:HRSTONE 2014/08/07 CHK: B. ARDEN 2014/08/08 APPR: BWOODMAN 2014/10/07	QUALITY SYMBOLS ▽=0 ▽=0	GENERAL TOLERANCES (UNLESS SPECIFIED) mm INCH 4 PLACES ± --- ± --- 3 PLACES ± --- ± .005 2 PLACES ± 0.13 ± .01 1 PLACE ± 0.3 ± --- ANGULAR ± 2 °	DIMENSION STYLE MM/IN DRAWN BY DATE J. FARMER 2004/12/06 CHECKED BY DATE R. KEMP 2004/12/06 APPROVED BY DATE GHR 2004/12/06	SCALE 2:1 DESIGN UNITS INCH THIRD ANGLE PROJECTION	TITLE 5.08/.200 PLUG ASSY, RWE WITH CLOSED ENDS (9408XX)
	MATERIAL NO. SEE CHART	DOCUMENT NO. SD-39940-004	SHEET NO. 2 OF 2		
	DRAFT WHERE APPLICABLE MUST REMAIN WITHIN DIMENSIONS				
	THIS DRAWING CONTAINS INFORMATION THAT IS PROPRIETARY TO MOLEX INCORPORATED AND SHOULD NOT BE USED WITHOUT WRITTEN PERMISSION				