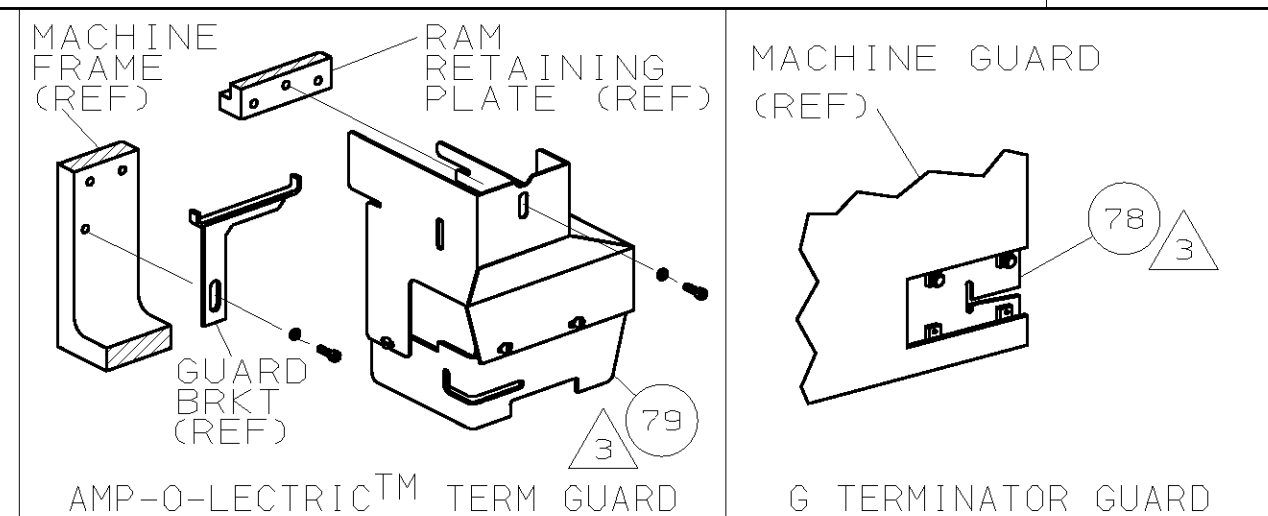
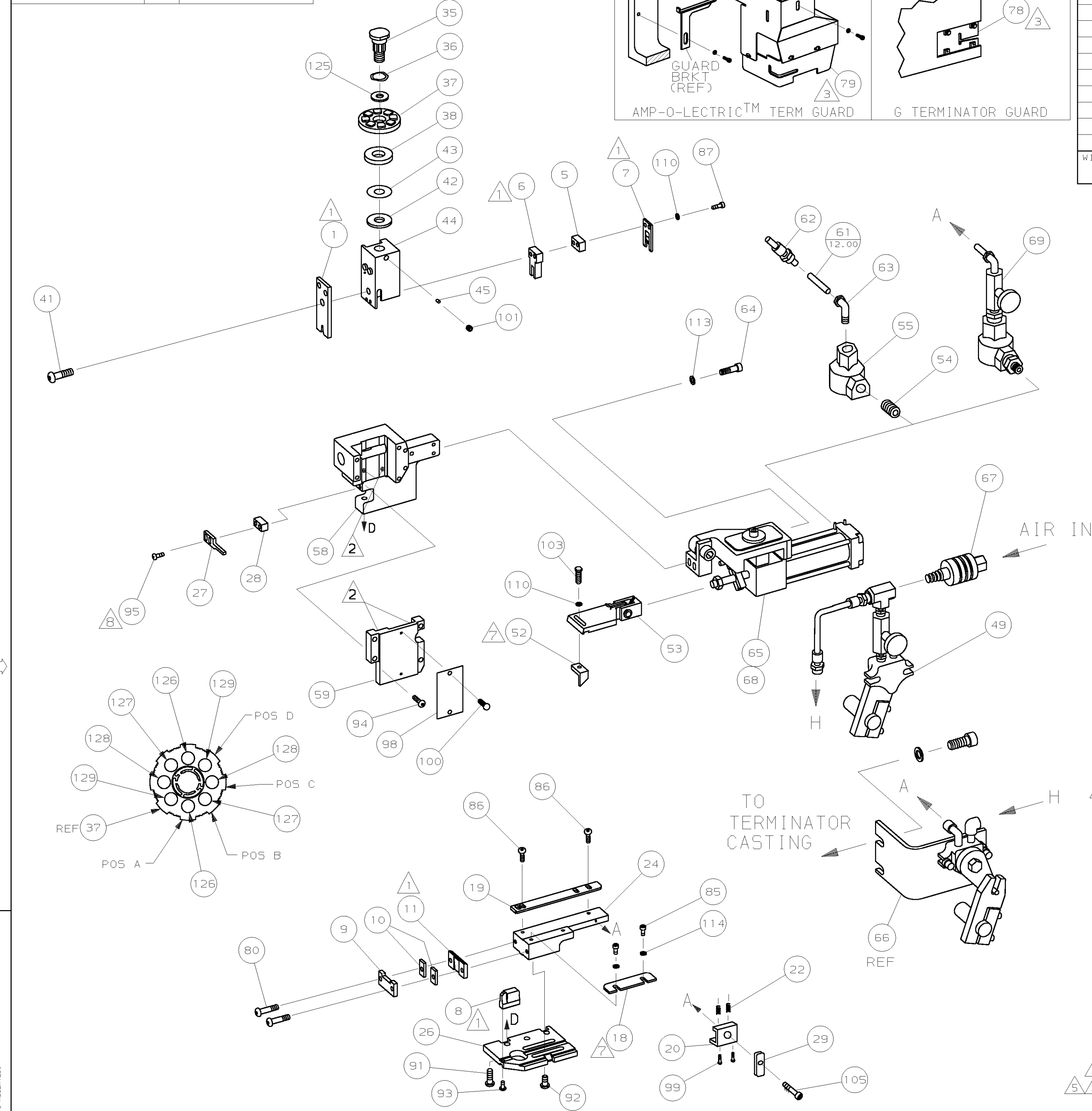


PART NUMBER	REV	FIRST USED
1385678-1	A	122500-1
1385678-2	A	565435-5



AMP TERM PN		MFR TERM PN	ESSEX TERMINAL		CUST CRIMP SPECS
1572343		381425	PAD LTR	CRIMP HEIGHT	WIRE SIZE
			A	.093 ± .002 [2.36 ± 0.05mm]	3120 CMA
			B	.091 ± .002 [2.31 ± 0.05mm]	2580 CMA
			C	.088 ± .002 [2.23 ± 0.05mm]	2040 CMA
			D	.086 ± .002 [2.18 ± 0.05mm]	1500 CMA
			CRIMP	SIZE	TYPE
			WIRE	.130 [3.30mm]	F
			INSUL	-	-

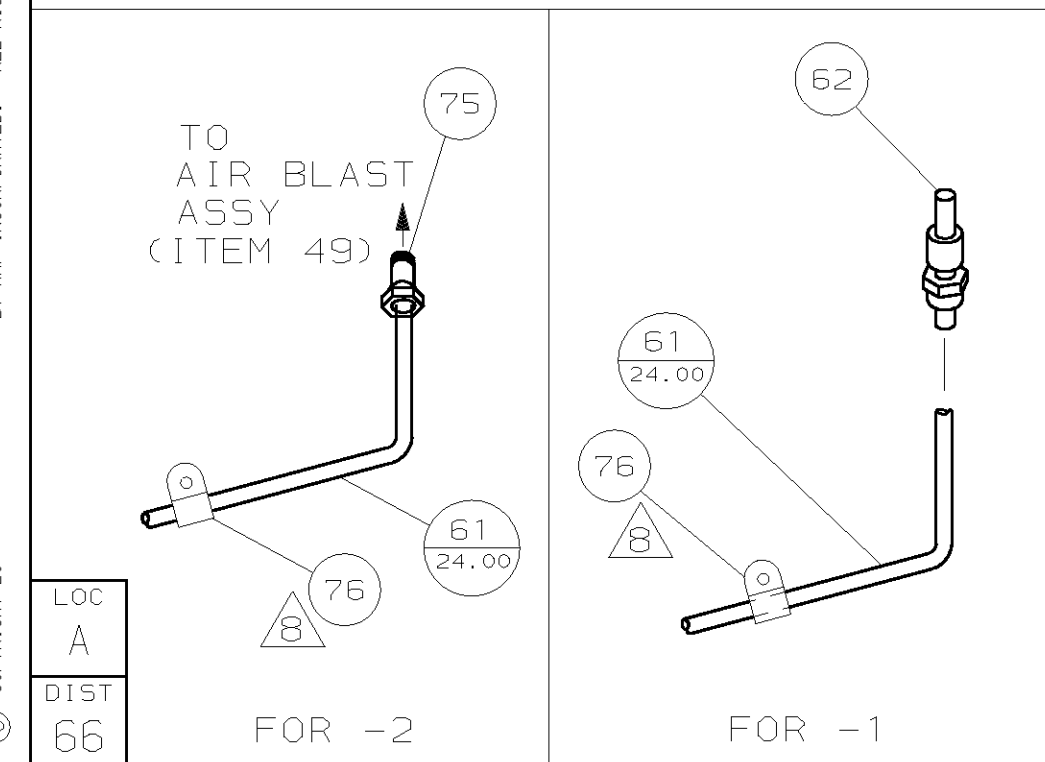
QTY	REV	U/M	DWG SIZE	PART NO	DESCRIPTION	ITEM NO
1	-	-	-	692655-5	AIR FEED VALVE ASSY	70
1	-	1	C	1-460277-9	AIR FEED ASSY (2 INCH)	68
REF	-	-	A	24042-2	VALVE, SHUT OFF	67
REF	-	-	C	692655-6	AIR FEED VALVE ASSY	66
-	1	-	B	1-460277-5	AIR FEED ASSY (2 INCH)	65
2	2	-	A	3-21000-9	SCR,SHC (10-32x1.00)AIR ASSY	64
-	1	-	A	980285-2	ELBOW, SWIVEL 1/8 NPT - 1/4 T	63
-	2	-	A	23238-1	QUICK DISCONNECT	62
24.00	36.00			27319-4	TUBING, POLY-FLO Ø.25	61
						60
1	1	-	C	454220-1	CAP, RAM	59
1	1	-	D	453736-1	HOUSING	58
						57
						56
-	1	-	A	22374-7	VALVE, QUICK EXHAUST	55
-	1	-	A	22304-1	NIPPLE, HEX	54
1	1	-	B	1-461062-0	FEED FINGER ASSY	53
1	1	-	B	679904-1	FEED FINGER	52
						51
						50
1	-	-	A	455350-1	AIR BLAST ASSEMBLY	49
						48
						47
						46
1	1	-	A	690191-1	PLUG, NYLON	45
1	1	-	C	455674-5	RAM	44
1	1	-	A	690125-1	WASHER, LAMINATED	43
1	1	-	A	690124-1	WASHER, RAM	42
1	1	-	A	7-21002-7	BOLT, CRIMPER (5/16-24x.75)	41
						40
						39
1	1	-	A	690223-2	SPACER, INSULATION DISC	38
1	1	-	D	354777-1	WIRE DISC, PLASTIC	37
1	1	-	A	22480-5	WASHER, SPRING	36
1	1	-	B	690212-1	POST, RAM	35
						34
						33
						32
						31
						30
1	1	-	B	240793-1	LEVER, DRAG RELEASE	29
1	1	-	B	3-690451-2	SPACER, STRIPPER	28
1	1	-	A	240639-1	STRIPPER	27
1	1	-	D	455676-3	PLATE, BASE	26
						25
1	1	-	C	224710-2	PLATE, STRIP GUIDE	24
1	1	-	A	1-22284-0	SPRING, DRAG	23
						22
						21
1	1	-	A	240792-1	DRAG, STOCK	20
1	1	-	B	2-458030-5	GUIDE, STRIP (REAR)	19
1	1	-	C	2-690487-5	GUIDE, STRIP (FRONT)	18
						17
						16
						15
						14
						13
						12
1	1	-	B	2-240644-1	PLATE, REAR SHEAR	11
2	2	-	C	7-240645-5	SPACER, SHEAR PLATE	10
1	1	-	B	453653-2	RETAINER, REAR SHEAR	9
1	1	-	D	1725743-1	ANVIL	8
1	1	-	B	1-469634-0	BLADE, SHEAR	7
1	1	-	C	217820-7	BLADE, SHEAR	6
1	1	-	C	240641-3	SPACER, SLUG BLADE	5
						4
						3
						2
1	1	-	C	3-456410-3	CRIMPER, WIRE	1



WIRE STRIP LENGTH	TERM APPL	SPEC	FEED	APPL INSTRUCTION	SET UP GAGE	LAYOUT
-	NONE		1.000	408-8039	-	L2897
2	2	-	C	6-354778-5	PIN, WIRE DISC (.2820)D	129
2	2	-	C	6-354778-2	PIN, WIRE DISC (.2805)C	128
2	2	-	C	5-354778-6	PIN, WIRE DISC (.2775)B	127
2	2	-	C	5-354778-2	PIN, WIRE DISC (.2755)A	126
1	1	-	A	986950-1	WASHER, FLAT PRECISION	125
1	1	-	A	217238-1	GENERAL INSTRUCTION PACKAGE	124
1	1	-	-	4088039	EF APPL INST 408-8039	123
						122
						121
						120
						119
						118
						117
						116
						115
2	2	-	A	21024-2	WASHER, LOCK (#4)FRONT STP GDE	114
2	2	-	A	21024-5	WASHER, LOCK (#10)AIR ASSY	113
						112
						111
5	5	-	A	21024-4	WASHER, LOCK (NO.8)SHEAR BL	110
						109
						108
						107
						106
1	1	-	A	22353-8	SCR, SHLD (Ø.187X.25)DRAG	105
						104
1	1	1	A	2-22603-1	SCR, HEX HD (8-32X.38)FEED FINGER	103
						102
1	1	-	A	21009-2	SCR, SKT SET (1/4-20X.25)RAM	101
2	2	-	A	21017-2	SCR, DRIVE (#2X.19) ID PLATE	100
2	2	-	A	3-21002-0	SCR, BHC (10-32X.88)DRAG	99
1	1	-	B	461264-1	PLATE, IDENTIFICATION	98
						97
						96
2	2	-	A	2-21002-2	SCR, BHC (8-32X.50)STRIPPER	95
4	4	-	A	2-21002-9	SCR, BHC (10-32X.75)CAP	94
1	1	-	A	22733-8	SCR, BHC (8-32X.38 LW)ANVIL	93
4	4	-	A	3-21002-3	SCR, BHC (1/4-20X.50)ST 6D PL	92
3	3	-	A	2-22733-8	SCR, BHC (1/4-20X.62)H5G	91
						90
						89
						88
2	2	-	A	3-21000-1	SCR, BHC (8-32X1.00)SLUG BLADE	87
2	2	-	A	2-21002-1	SCR, BHC (8-32X.25)STRIP GUIDE	86
2	2	-	A	1-21000-3	SCR, SHC (4-40X.25)STRIP GUIDE	85
						84
						83
						82
						81
2	2	-	A	3-21002-0	SCR, BHC (10-32X.88)SHEAR PL	80
1	-	-	A	455750-8	GUARD ASSY	79
-	REF	-	A	679532-1	INSERT, GUARD	78
						77
1	1	-	A	986220-9	CLAMP, WIRE	76
1	-	-	A	980282-3	FITTING, STRAIGHT 1/8 NPT	75
						74
						73
						72
						71

- 1 RECOMMENDED SPARE PARTS.
- 2 GREASE LIGHTLY.
- 3 GUARD MUST BE IN PLACE WHEN OPERATING APPLICATOR IN A BENCH MACHINE.
- 4 SEE DRAWING FOR COMPONENTS
- 5 ITEM 78 USED WITH G TERMINATOR ONLY.
- 6 SET-UP WIRE (SOLID) FOR APPL QUALIFICATION:
PAD A (1)20 1/2 & (1)17
PAD B (1)19 & (1)19 1/2
PAD C (2)20
PAD D (2)22

- 7 POSITION ITEM 52 TO GUIDE ON EDGE OF ITEM 18.
- 8 ATTACH ITEM 76 USING ITEM 95.



QTY	REV	U/M	DWG SIZE	PART NO	DESCRIPTION	ITEM NO
-2	-1					
REVISION OF EACH ASSY NO (WHEN BLANK, USE DWG REVISION)						
QTY RECD PER ASSY				PARTS LIST		
DIMENSIONS IN INCHES. DO NOT SCALE PRINT. TOLERANCES UNLESS OTHERWISE SPECIFIED: 2 PLC DEC ±.25 3 PLC DEC ±.125 4 PLC DEC ±.0625						
MTRL		HT TR		FIN		
DR C.ERISMAN		APP T.ELBIN		AMP Tyco Electronics Harrisburg, PA 17105-3608		
CHK -		REL -		NAME END FEED HDM APPLICATOR MACHINE REF MINI APPL		
SCALE -		DWG NO 1385678		SHEET 1 OF 1 REV A		
CASE CODE 00779 CUSTOMER AND ASSEMBLY DRAWING						