

2-292185-8 ✓ ACTIVE

## CT Hybrid Drawer

TE Internal #: 2-292185-8

Connector Assembly, Receptacle, Wire-to-Board, 32 Position, .079 in [2 mm] Centerline, Crimp/IDC, 2 Row, Black, CT Hybrid Drawer

[View on TE.com >](#)



Connectors > PCB Connectors > Wire-to-Board Connectors > Wire-to-Board Connector Assemblies & Housings



Connector Product Type: **Connector Assembly**

Connector & Housing Type: **Receptacle**

Connector System: **Wire-to-Board**

Number of Positions: **32**

Centerline (Pitch): **2 mm [ .079 in ]**

### Features

#### Product Type Features

Connector Product Type	Connector Assembly
Connector & Housing Type	Receptacle
Connector System	Wire-to-Board
Sealable	No
Connector & Contact Terminates To	Printed Circuit Board

#### Configuration Features

Number of Power Positions	4
Number of Signal Positions	28
Number of Positions	32
Number of Rows	2

#### Electrical Characteristics

Operating Voltage	250 V
-------------------	-------

#### Body Features

Drawer Style	Miniature Power
Primary Product Color	Black

#### Contact Features

Contact Retention Within Housing	With
Contact Base Material	Copper Alloy



Contact Current Rating (Max)	15 A
------------------------------	------

### Termination Features

Termination Method to Wire & Cable	Crimp/IDC
------------------------------------	-----------

### Mechanical Attachment

PCB Mount Alignment	With
---------------------	------

Panel Mount Feature	With
---------------------	------

PCB Mount Retention	With
---------------------	------

Panel Mount Feature Type	Mounting Ears
--------------------------	---------------

PCB Mount Retention Type	Mounting Ears
--------------------------	---------------

Mating Retention	Without
------------------	---------

Connector Mounting Type	Panel Mount
-------------------------	-------------

### Housing Features

Housing Material	Thermoplastic
------------------	---------------

Centerline (Pitch)	2 mm[.079 in]
--------------------	---------------

### Dimensions

Connector Length	76 mm[2.99 in]
------------------	----------------

Connector Height	19 mm[.748 in]
------------------	----------------

Connector Width	29.95 mm[1.18 in]
-----------------	-------------------

Row-to-Row Spacing	8.05 mm[.317 in]
--------------------	------------------

### Usage Conditions

Operating Temperature Range	-30 – 105 °C[-22 – 221 °F]
-----------------------------	----------------------------

### Operation/Application

Circuit Application	Power & Signal
---------------------	----------------

### Industry Standards

UL Flammability Rating	UL 94V-0
------------------------	----------

### Packaging Features

Packaging Quantity	40
--------------------	----

Packaging Method	Box & Tray, Tray
------------------	------------------

### Other

Discrete Wire Connector Comment	Mating Connector - 2-292185-8
---------------------------------	-------------------------------



## Product Compliance







For compliance documentation, visit the product page on TE.com>

EU RoHS Directive 2011/65/EU	Compliant
EU ELV Directive 2000/53/EC	Compliant
China RoHS 2 Directive MIIT Order No 32, 2016	No Restricted Materials Above Threshold
EU REACH Regulation (EC) No. 1907/2006	Current ECHA Candidate List: JUNE 2023 (235) Candidate List Declared Against: JAN 2023 (233) Does not contain REACH SVHC
Halogen Content	Not Low Halogen - contains Br or Cl > 900 ppm.
Solder Process Capability	Not applicable for solder process capability

### Product Compliance Disclaimer

This information is provided based on reasonable inquiry of our suppliers and represents our current actual knowledge based on the information they provided. This information is subject to change. The part numbers that TE has identified as EU RoHS compliant have a maximum concentration of 0.1% by weight in homogenous materials for lead, hexavalent chromium, mercury, PBB, PBDE, DBP, BBP, DEHP, DIBP, and 0.01% for cadmium, or qualify for an exemption to these limits as defined in the Annexes of Directive 2011/65/EU (RoHS2). Finished electrical and electronic equipment products will be CE marked as required by Directive 2011/65/EU. Components may not be CE marked. Additionally, the part numbers that TE has identified as EU ELV compliant have a maximum concentration of 0.1% by weight in homogenous materials for lead, hexavalent chromium, and mercury, and 0.01% for cadmium, or qualify for an exemption to these limits as defined in the Annexes of Directive 2000/53/EC (ELV). Regarding the REACH Regulation, the information TE provides on SVHC in articles for this part number is based on the latest European Chemicals Agency (ECHA) 'Guidance on requirements for substances in articles' posted at this URL: <https://echa.europa.eu/guidance-documents/guidance-on-reach>

## Compatible Parts

 <p>TE Part # 1-173977-4 CT CONN MT REC ASSY 14P</p>	 <p>TE Part # 1-179316-2 HYBRID MINI DRAWER REC CONT.</p>	 <p>TE Part # 2-292181-8 PLUG ASS'Y OF HYB DRAWER 32P</p>	 <p>TE Part # 179316-4 HYBRID MINI DRAWER REC CONT.#1</p>
 <p>TE Part # 1-179317-2 HYBRID MINI DRAWER REC CONT.</p>	 <p>TE Part # 179317-4 HYBRID MINI DRAWER REC CONT.#2</p>		

## Also in the Series | CT Hybrid Drawer



Wire-to-Board Connector Assemblies & Housings(16)

## Customers Also Bought



TE Part #1-179472-8  
CT DBL ROW HOLDER, CRIMP, 18P, NA



TE Part #2-353293-0  
MINI CT MT REC ASSY 20P GRAY



TE Part #292254-8  
CT RELAY HDR ASSY 8P NAT



TE Part #1-179316-2  
HYBRID MINI DRAWER REC CONT.



TE Part #2-353293-3  
1.5MM CT MT REC ASS'Y 3P BLACK



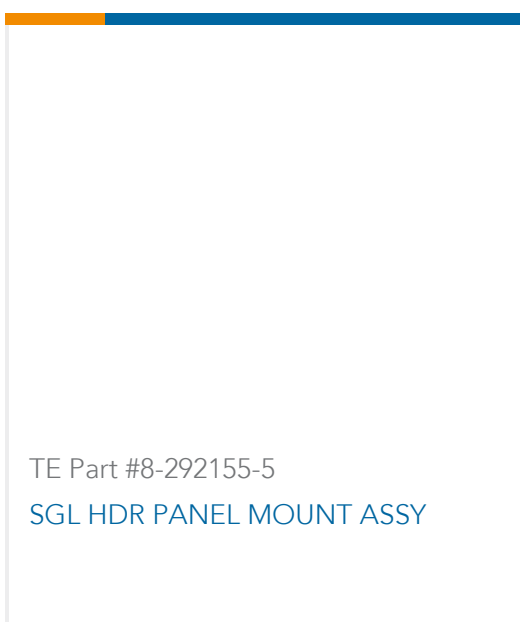
TE Part #84727-1  
1.5 MINI CT CRIMP CONTACT



TE Part #2-292254-3  
CT RELAY HDR ASSY 3P BLUE



TE Part #8-292112-4  
MT REC ASSY (#26,28)



TE Part #8-292155-5  
SGL HDR PANEL MOUNT ASSY

## Documents

### Product Drawings

REC ASS'Y OF HYB DRAWER 32P

English

### CAD Files

Customer View Model

ENG\_CVM\_2-292185-8\_B2.3d\_igs.zip



English

**Customer View Model**

[ENG\\_CVM\\_2-292185-8\\_B2.3d\\_stp.zip](#)

English

**Customer View Model**

[ENG\\_CVM\\_2-292185-8\\_B2.2d\\_dxf.zip](#)

English

**3D PDF**

English

By downloading the CAD file I accept and agree to the [Terms and Conditions](#) of use.

---

### Datasheets & Catalog Pages

[POWER\\_CONNECTORS\\_CATALOG\\_SEC02\\_CABLE\\_MOUNTED](#)

English

[Low Power Drawer Connectors QRG](#)

English

---

### Product Specifications

[Application Specification](#)

English

[Crimping Hybrid Mini Drawer Connector Power Line Contact](#)

English

---

### Product Environmental Compliance

[Product Compliance](#)

English

[Product Compliance](#)

English