

Printed-circuit board connector - FRONT-MC 1,5/13-ST-3,81 - 1850770

Please be informed that the data shown in this PDF Document is generated from our Online Catalog. Please find the complete data in the user's documentation. Our General Terms of Use for Downloads are valid (<http://phoenixcontact.com/download>)

Plug component, Nominal current: 8 A, Rated voltage (III/2): 160 V, Number of positions: 13, Pitch: 3.81 mm, Connection method: Screw connection, Color: green, Contact surface: Tin




The figure shows a 10-position version of the product

Product Features

- Generously dimensioned wiring space
- Screwdriver axis parallel to the conductor axis
- Pitch: 3.81 mm
- Plug with front screw connection
- Individual position coding by removing the coding tab and connecting the coding profile to the header



Key commercial data

Packing unit	1 pc
GTIN	 4 017918 110352
Weight per Piece (excluding packing)	17.16 GRM
Custom tariff number	85366990
Country of origin	Germany

Technical data

Dimensions

Height	12.3 mm
Pitch	3.81 mm
Dimension a	45.72 mm

General

Range of articles	FRONT-MC 1,5/...-ST
-------------------	---------------------

Printed-circuit board connector - FRONT-MC 1,5/13-ST-3,81 - 1850770

Technical data

General

Insulating material group	I
Rated surge voltage (III/3)	2.5 kV
Rated surge voltage (III/2)	2.5 kV
Rated surge voltage (II/2)	2.5 kV
Rated voltage (III/3)	160 V
Rated voltage (III/2)	160 V
Rated voltage (II/2)	320 V
Connection in acc. with standard	EN-VDE
Nominal current I_N	8 A
Nominal cross section	1.5 mm ²
Maximum load current	8 A (with 1.5 mm ² conductor cross section)
Insulating material	PA
Inflammability class according to UL 94	V0
Internal cylindrical gage	A1
Stripping length	9 mm
Number of positions	13
Screw thread	M2
Tightening torque, min	0.22 Nm
Tightening torque max	0.25 Nm

Connection data

Conductor cross section solid min.	0.14 mm ²
Conductor cross section solid max.	1.5 mm ²
Conductor cross section stranded min.	0.14 mm ²
Conductor cross section stranded max.	1.5 mm ²
Conductor cross section stranded, with ferrule without plastic sleeve min.	0.25 mm ²
Conductor cross section stranded, with ferrule without plastic sleeve max.	1.5 mm ²
Conductor cross section stranded, with ferrule with plastic sleeve min.	0.25 mm ²
Conductor cross section stranded, with ferrule with plastic sleeve max.	0.5 mm ²
Conductor cross section AWG/kcmil min.	28
Conductor cross section AWG/kcmil max	16
2 conductors with same cross section, solid min.	0.14 mm ²
2 conductors with same cross section, solid max.	0.5 mm ²
2 conductors with same cross section, stranded min.	0.14 mm ²
2 conductors with same cross section, stranded max.	0.75 mm ²
2 conductors with same cross section, stranded, ferrules without plastic sleeve, min.	0.25 mm ²

Printed-circuit board connector - FRONT-MC 1,5/13-ST-3,81 - 1850770

Technical data

Connection data

2 conductors with same cross section, stranded, ferrules without plastic sleeve, max.	0.34 mm ²
2 conductors with same cross section, stranded, TWIN ferrules with plastic sleeve, min.	0.5 mm ²
2 conductors with same cross section, stranded, TWIN ferrules with plastic sleeve, max.	0.5 mm ²
Minimum AWG according to UL/CUL	30
Maximum AWG according to UL/CUL	16

Classifications

eCl@ss

eCl@ss 4.0	272607xx
eCl@ss 4.1	27260701
eCl@ss 5.0	27260701
eCl@ss 5.1	27260701
eCl@ss 6.0	27260704
eCl@ss 7.0	27440402
eCl@ss 8.0	27440309

ETIM

ETIM 3.0	EC001121
ETIM 4.0	EC002638
ETIM 5.0	EC002638

UNSPSC

UNSPSC 6.01	30211810
UNSPSC 7.0901	39121409
UNSPSC 11	39121409
UNSPSC 12.01	39121409
UNSPSC 13.2	39121409

Approvals

Approvals

Approvals

CSA / UL Recognized / VDE Gutachten mit Fertigungsüberwachung / cUL Recognized / IECCEB CB Scheme / GOST / CCA / cULus Recognized


Printed-circuit board connector - FRONT-MC 1,5/13-ST-3,81 - 1850770


Approvals


Ex Approvals


Approvals submitted

Approval details

CSA 		
	B	D
mm ² /AWG/kcmil	28-16	28-16
Nominal current I _N	8 A	8 A
Nominal voltage U _N	300 V	300 V

UL Recognized 		
	B	D
mm ² /AWG/kcmil	30-16	30-16
Nominal current I _N	8 A	8 A
Nominal voltage U _N	300 V	300 V

VDE Gutachten mit Fertigungsüberwachung 	
mm ² /AWG/kcmil	0.2-1.5
Nominal current I _N	8 A
Nominal voltage U _N	160 V

cUL Recognized 		
	B	D
mm ² /AWG/kcmil	30-16	30-16
Nominal current I _N	8 A	8 A
Nominal voltage U _N	300 V	300 V

Printed-circuit board connector - FRONT-MC 1,5/13-ST-3,81 - 1850770

Approvals

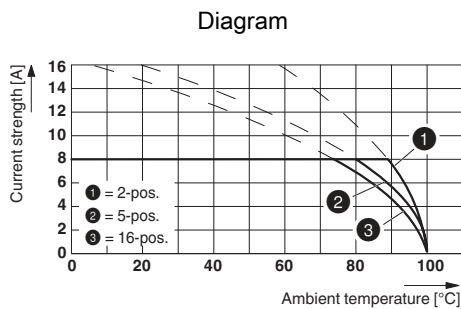
IECEE CB Scheme	
mm ² /AWG/kcmil	0.2-1.5
Nominal current I _N	8 A
Nominal voltage U _N	160 V

GOST	
------	--

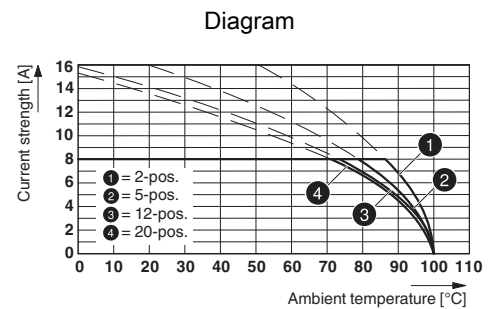
CCA	
mm ² /AWG/kcmil	0.2-1.5
Nominal current I _N	8 A
Nominal voltage U _N	160 V

cULus Recognized	
------------------	--

Drawings



Type: FRONT-MC 1,5/...-ST-3,81 with SMC 1,5/...-G-3,81



Type: FRONT-MC 1,5/...-ST-3,81 with MCV 1,5/...-G-3,81

Printed-circuit board connector - FRONT-MC 1,5/13-ST-3,81 - 1850770

Dimensioned drawing

