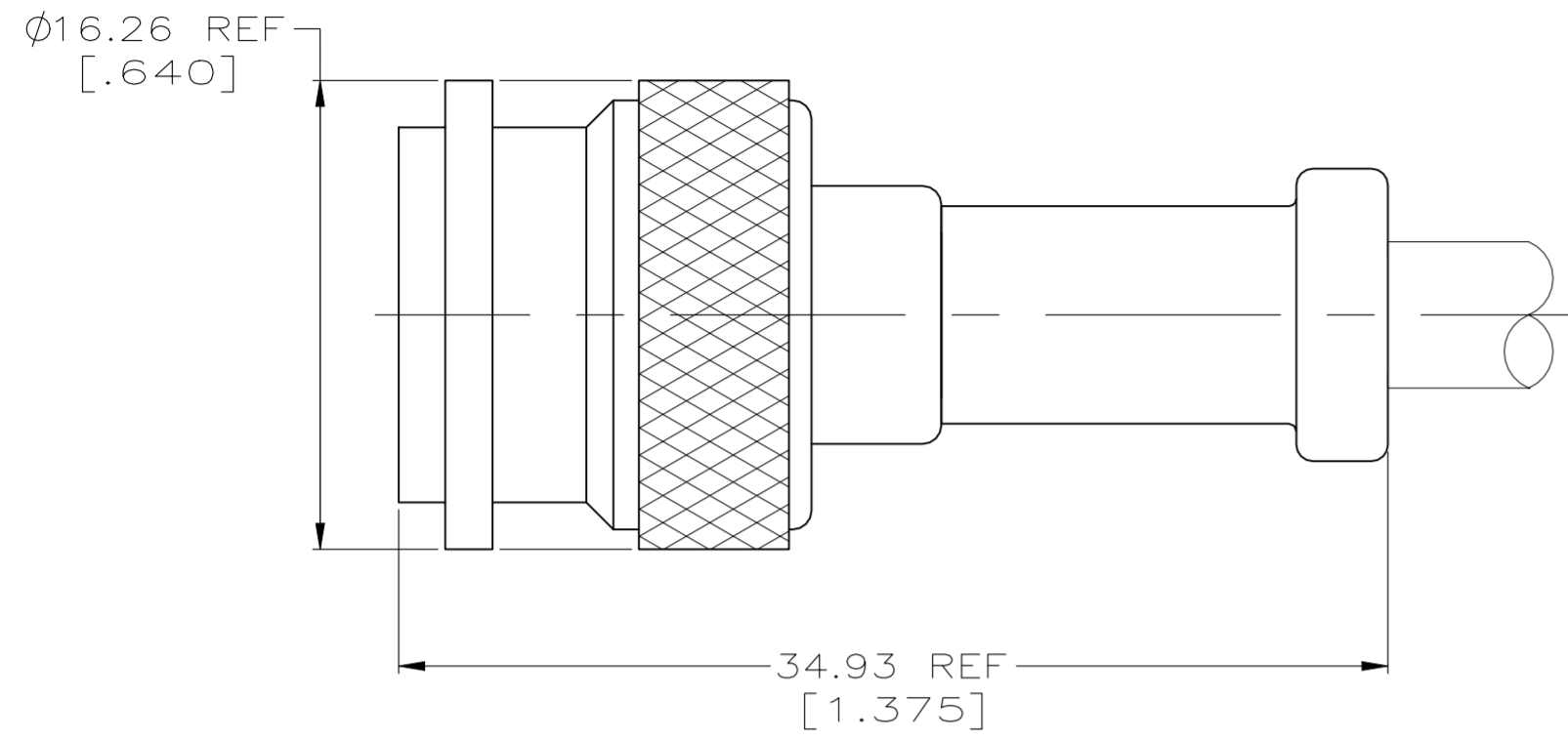
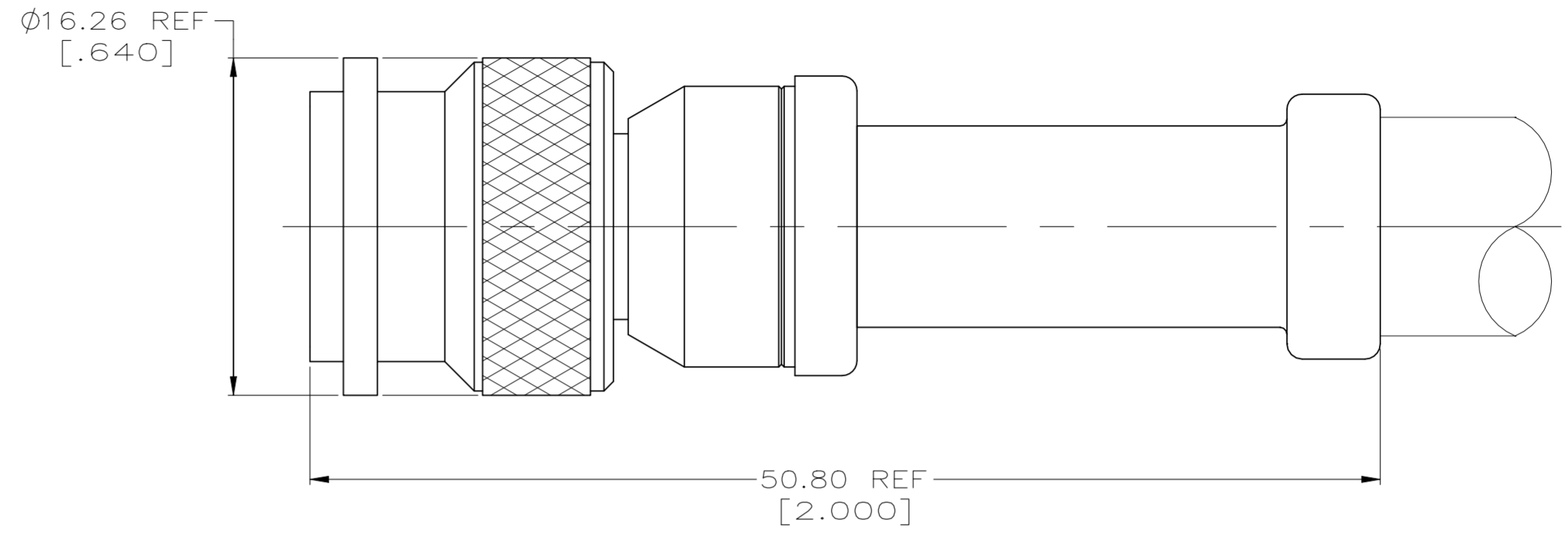


REVISIONS					
P	LTR	DESCRIPTION	DATE	DWN	APVD
P1		REVISED PER ECN-21-122181	26OCT2021	RZ	WK

1. SEE I.S. 2299-1



VIEW X



VIEW Y

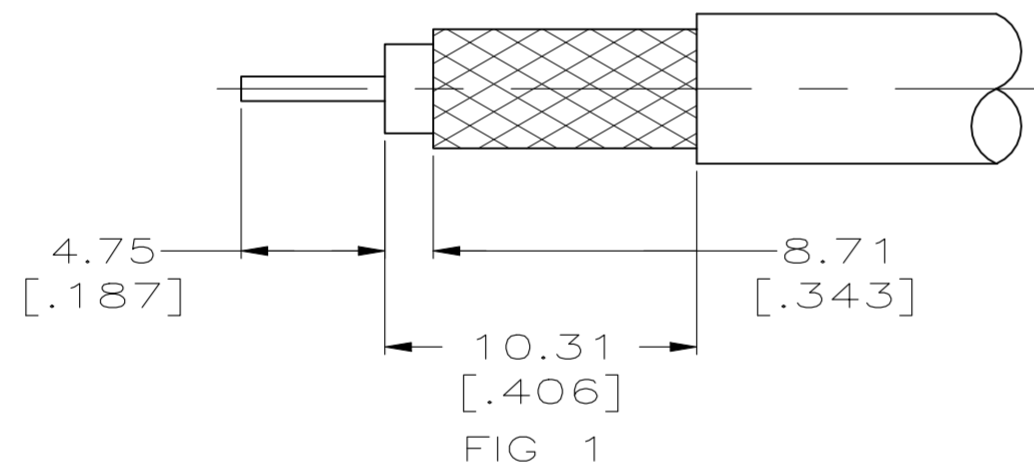


FIG 1

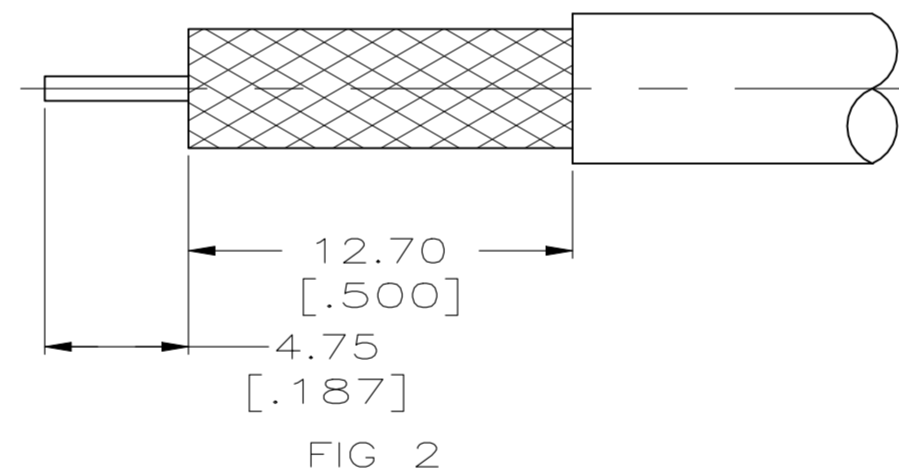


FIG 2

RECOMMENDED STRIP LENGTH

RG-9/U, 9A/U, 9B/U, 214/U	2	220015-1	332022	9-331987-1	225596-2	5-225593-0	Y	5225555-8				
RG-8/U, 8A/U, 213/U	2	220015-1	332022	9-331987-0	225596-2	5-225593-0	Y	5225555-7				
RG-142/U, 142A/U, 142B/U	1	220045-2	225592-2	9-225560-0	225467-6	225457-2	X	5225555-6				
RG-141/U, 141A/U	1	220045-2	225592-1	9-225560-1	225467-6	225457-2	X	5225555-5				
RG-58A/U, 58C/U	1	220045-2	225592-1	9-225560-1	225467-2	225457-2	X	5225555-2				
FOR USE WITH CABLE	FIGURE	CRIMP TOOL	④	SEAL QTY=1	③	FERRULE QTY=1	②	CONTACT QTY=1	①	PLUG ASSEMBLY QTY=1	VIEW	PART NUMBER

THIS DRAWING IS A CONTROLLED DOCUMENT.

DIMENSIONS: mm [INCHES]	TOLERANCES UNLESS OTHERWISE SPECIFIED:	DWN A. FERNANDEZ-DOCK5 31JAN2005	
0 PLC ± -	1 PLC ± -	CHK J. HAVENER 31JAN2005	
2 PLC ± .025 [.010]	3 PLC ± -	APVD J. LIPPERT 31JAN2005	NAME PLUG, DUAL CRIMP, TNC
4 PLC ± -	ANGLES ± -	PRODUCT SPEC -	SIZE A2
MATERIAL -	FINISH -	APPLICATION SPEC -	CAGE CODE 00779
		WEIGHT 0.000000	DRAWING NO C=5225555
		CUSTOMER DRAWING	RESTRICTED TO -
		SCALE 4:1	SHEET 1 of 1
		REV P1	