

# Flat Heat Pipe

ATS Part#: **ATS-HP-F8L450S13W-362**

**Description:** Closed evaporator-condenser heat transfer systems. A heat pipe's wick structure and embedded liquid enables it to produce a very high heat flux transport capability, which can be 10-20 times higher than the equivalent diameter solid copper pipe. Flat heat pipes are easier to attach to heat dissipating components.



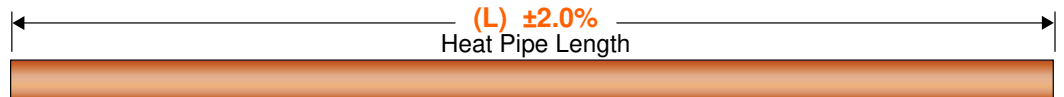
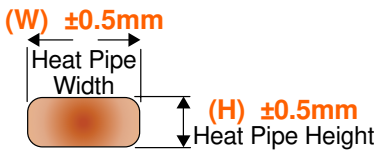
For Illustration Purposes ONLY.

## Features & Benefits

- » Tube material: copper
- » Wick structures: grooved or sintered copper powder
- » High thermal conductivity
- » Light weight
- » Fast thermal response

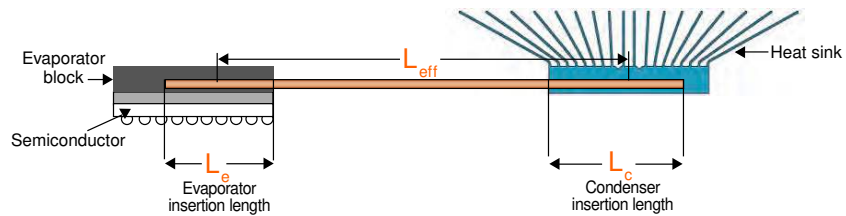
## Applications for Heat Pipes

- » Compact Electronics Enclosures
- » Aerospace
- » Medical
- » Consumer Electronics
- » HVAC



$$Q_{max} = \frac{Q_t}{L_{eff}} \times 1000$$

$$L_{eff} = L - (L_e + L_c) / 2$$



## PRODUCT SPECIFICATIONS

L=Length (mm); W=Width (mm); H=Height (mm); WT=Wick Type (S=Sintered, G=Grooved); WF=Working Fluid; TR= Temperature Range (°C)

### Product Detail


Part Number	L	W	H	Wick Type	Working Fluid	Temp Range (°C)	QT (w.m)	L <sub>eff</sub> (mm)	Q <sub>max</sub> (W)	L <sub>eff</sub> (mm)	Q <sub>max</sub> (W)	L <sub>eff</sub> (mm)	Q <sub>max</sub> (W)
ATS-HP-F8L450S13W-362	450	11.41	2.5	Sintered	Distilled H <sub>2</sub> O	30-120	4.26	270	15.8	337.5	12.6	405	10.5

## SUGGESTED MINIMUM BEND RADIUS ON ATS HEAT PIPES

Heat Pipe Diameter in mm	Minimum Bend Radius in mm
4	12
5	15
6	18
7	21
8	24

## HEAT PIPE JOINING TECHNIQUES

- 1) For small batches/prototypes, heat pipes can be joined to heat sinks or other pieces with thermal epoxy.
- 2) For optimal results, heat pipes should be soldered using low temperature solder at temperatures above 139°C but no greater than 250°C.



For further technical information, please contact Advanced Thermal Solutions, Inc. by phone: 1-781-769-2800, email [ats-hq@qats.com](mailto:ats-hq@qats.com) or visit [www.qats.com](http://www.qats.com).