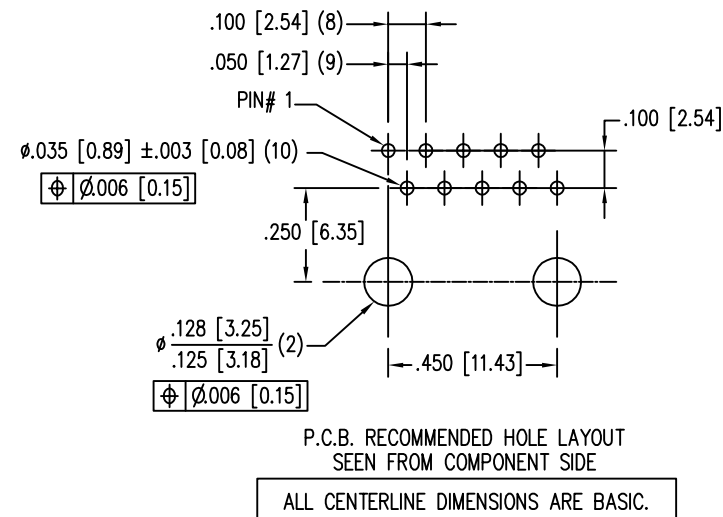
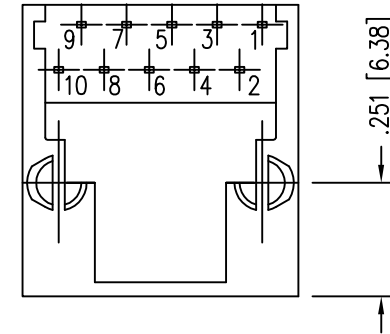
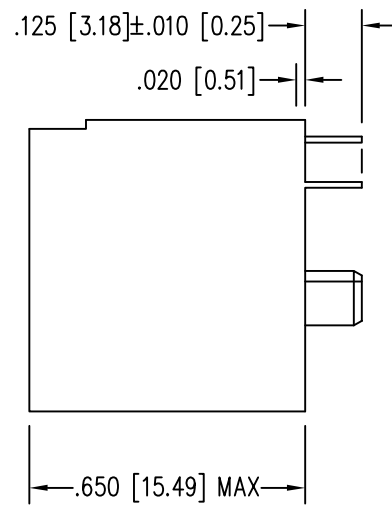
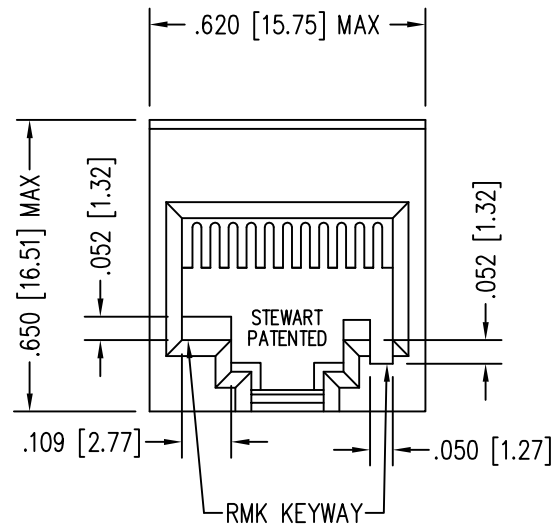


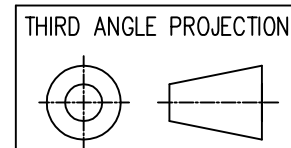
DATE	REV	ECN	APP'D. BY
1/23/06	A1	7454	JM
6/23/06	A2	7663	JM
6/8/12	A3	9502	SMN
1/14/15	A4	10198	TRM



NOTES:

- CONNECTOR MATERIALS:
HOUSING: THERMOPLASTIC UL94 V-0
CONTACTS: COPPER ALLOY
CONTACT PLATING: SELECTIVE GOLD IN CONTACT AREA
SEE CHART FOR PART NUMBER
- FOR PRODUCT SPECIFICATIONS SEE PRO26-01.
- DIMENSIONS AND TOLERANCES COMPLY WITH FCC/CFR 47, PART 68.

50 MICRO-INCHES [1.27um]	SS-651010-NF-RMK-50
30 MICRO-INCHES [0.76um]	SS-651010-NF-RMK
CONTACT PLATING IN MATING AREA	PART NUMBER



1118 Susquehanna Trail South
Glen Rock, PA 17327-9199
(717) 235-7512
<http://www.stewartconnector.com>

DO NOT SCALE DRAWING
DRAWING IS SUBJECT TO
CHANGE WITHOUT NOTICE

TITLE: TEN CONTACT, TEN POSITION; VERTICAL MOUNT KEYED JACK
NON-FLANGED, KEY OPTION

DIMENSIONS: INCHES [METRIC]
UNLESS OTHERWISE SPECIFIED
TOLERANCES ARE ±.005 [0.13]
ANGLES ARE ± 1°

THIS DRAWING AND THE SUBJECT MATTER SHOWN THEREON ARE
CONFIDENTIAL AND THE PROPRIETARY PROPERTY OF STEWART CONNECTOR
AND SHALL NOT BE REPRODUCED, COPIED, OR USED IN ANY MANNER WITHOUT
PRIOR WRITTEN CONSENT OF STEWART CONNECTOR. THIS PRODUCT
MAY BE PROTECTED BY ONE OR MORE OF THE FOLLOWING US PATENTS:
5791942 6217391 6368159 6419526 6602097 687722
6964587 7048590 7086909 7568950 7686650
OTHER PATENTS MAY BE PENDING.

DRN BY:	KRL	DATE	1/23/06
APPD BY:	JM	DATE	1-24-06
DWG NO.	CT650102	REV.	A4

SHEET NO. 1 OF 1

