



MXT573ABC200M000

±2.5ppm Stability 200MHz LVCMOS TCXO

ClockWorks® FUSION

General Description

The MXT573ABC200M000 is high stability TCXO that generates 200MHz. The output frequency is compensated to meet ±2.5ppm over -40°C to +85°C.

Applications

- High stability reference clock
- RF and communications
- DAC or ADC reference clock

Absolute Maximum Ratings¹

Supply Voltage (VIN).....	+4.6V
Lead Temperature (soldering, 10s).....	260°C
Case Temperature.....	115°C
Storage Temperature (T _s).....	-65°C to +125°C
ESD Machine Model.....	.200V
ESD Rating (HBM).....	.2kV

Electrical Characteristics

VDD = 2.375 - 3.63V, TA = -40°C to +85°C, output terminated with 50 Ohms to VDD/2.³

Symbol	Parameter	Condition	Min.	Typ.	Max.	Units
IDD	Supply Current				100	mA
F0	Center Frequency			200		MHz
	Frequency Stability	Temp stability over -40°C to +85°C Total stability, note 4			±2.5 ±5	ppm
∅j	Phase Jitter			0.5		psRMS
Tstart	Start-Up Time				20	ms
TR/TF	Rise/Fall time		100		500	ps
	Duty Cycle		45		55	%
VIH	Input High Voltage	3.3V Operation	2		VDD + 0.3	V
VIL	Input Low Voltage	3.3V Operation	-0.3		0.8	V
VOH	Output High Voltage	LVCMOS output levels	VDD - 0.8			V
VOL	Output Low Voltage	LVCMOS output levels			0.6	V

Notes:

1. Exceeding the absolute maximum ratings may damage the device.
2. The device is not guaranteed to function outside its operating ratings.
3. Guaranteed after thermal equilibrium.
4. Inclusive of initial accuracy, temperature drift, aging, shock, vibration.

ClockWorks is a registered trademark of Microchip Technology Inc.

Microchip Technology Inc.

<http://www.microchip.com>

October 04, 2017
MXT573AB1-3184

Revision 1.0
tcghelp@microchip.com

Features

- 200MHz LVCMOS
- Typical phase jitter: 0.5ps
- Guaranteed ±2.5ppm over -40°C to +85°C
- ±5ppm total frequency stability
- Industry standard 6-Pin 7mm x 5mm LGA package

Operating Ratings²

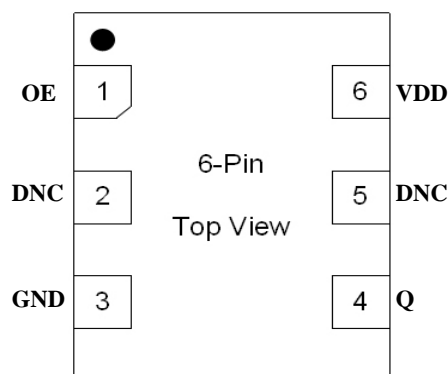
Supply Voltage (VIN).....	+2.375V to +3.63V
Ambient Temperature (TA).....	-40°C to +85°C
Junction Thermal Resistance	
LGA (T _{JA}) Still Air.....	53°C/W

Ordering Information

Ordering Part Number	Marking Line 1	Marking Line 3	Shipping	Package
MXT573ABC200M000	MXT573A	BC200M00	Tube	6-Pin 7mm x 5mm LGA
MXT573ABC200M000-TR	MXT573A	BC200M00	Tape and Reel	6-Pin 7mm x 5mm LGA

Devices are Green and RoHS compliant. Sample material may have only a partial top mark.

Pin Configuration



Pin Description

Pin Number	Pin Name	Pin Type	Pin Level	Pin Function
1	OE	I, SE	LVC MOS	Output Enable, disables output to tri-state, 0 = Disabled, 1 = Enabled, 50k Ohms Pull-Up
2	DNC			Make no connection, leave floating.
3	GND	PWR		Power Supply Ground
4, 5	Q, DNC	O, SE	LVC MOS	Clock Output Frequency = 200MHz
6	VDD	PWR		Power Supply

Environmental Specifications

Thermal Shock	MIL-STD-883, Method 1011, Condition A
Moisture Resistance	MIL-STD-883, Method 1004
Mechanical Shock	MIL-STD-883, Method 2002, Condition C
Mechanical Vibration	MIL-STD-883, Method 2007, Condition B
Resistance to Soldering Heat	J-STD-020C, Table 5-2 Pb-free devices (except 2 cycles max)
Hazardous Substance	Pb-Free / RoHS / Green Compliant
Solderability	JESD22-B102-D Method 2 (Preconditioning E)
Terminal Strength	MIL-STD-883, Method 2004, Test Condition D
Gross Leak	MIL-STD-883, Method 1014, Condition C
Fine Leak	MIL-STD-883, Method 1014, Condition A2, R1=2x10 ⁻⁸ atm cc/s
Solvent Resistance	MIL-STD-202, Method 215

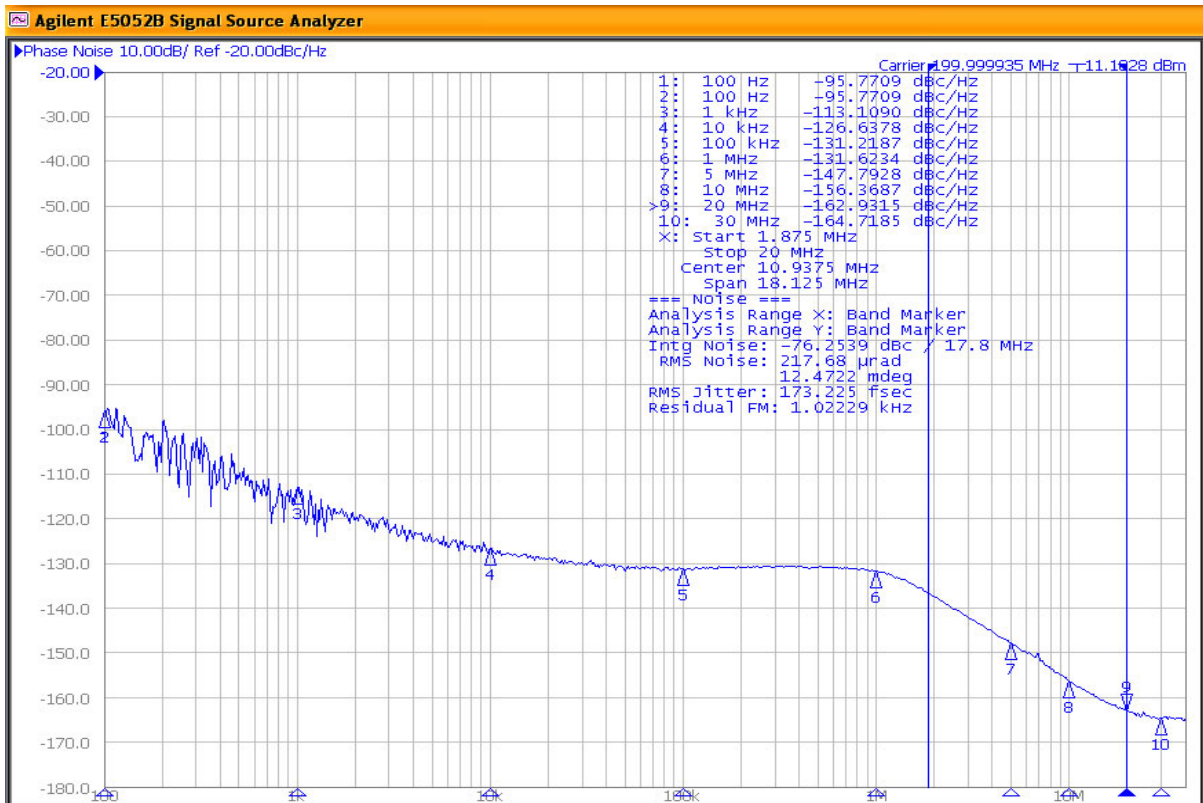


Figure 1. LVC MOS Output 200MHz 1.875MHz-20MHz 173fs

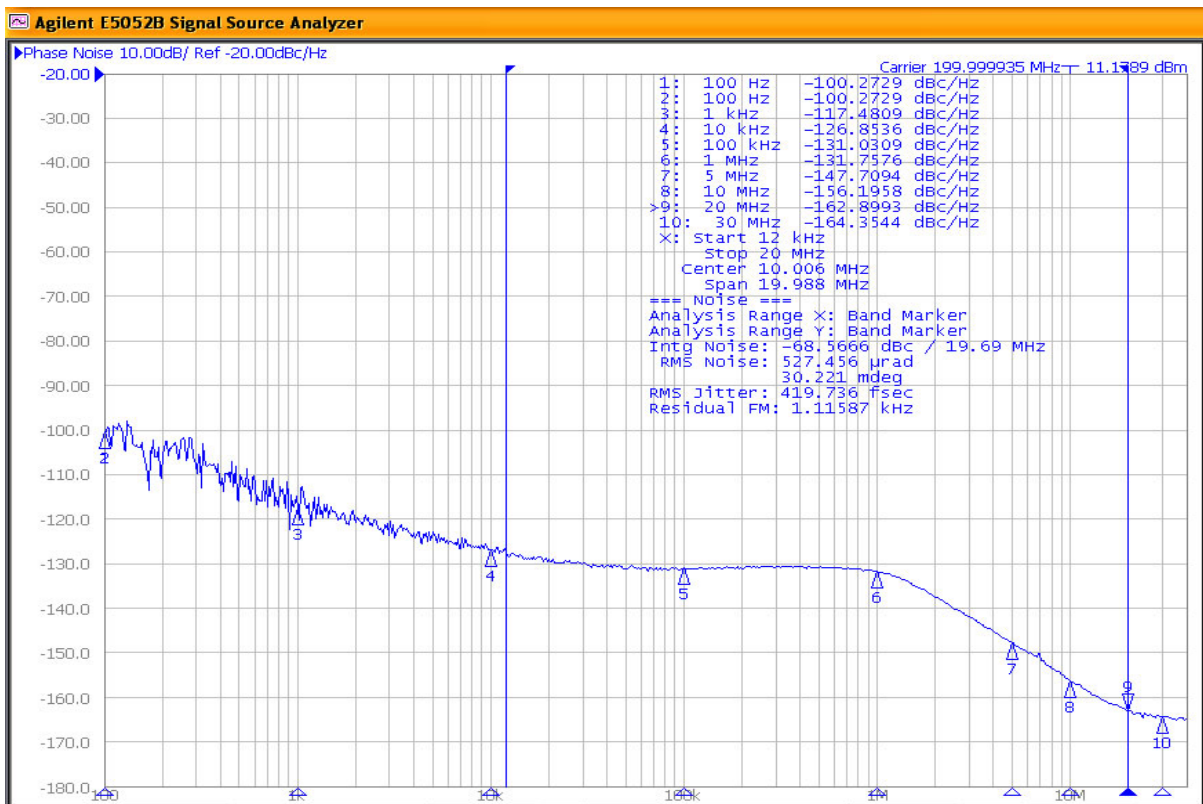
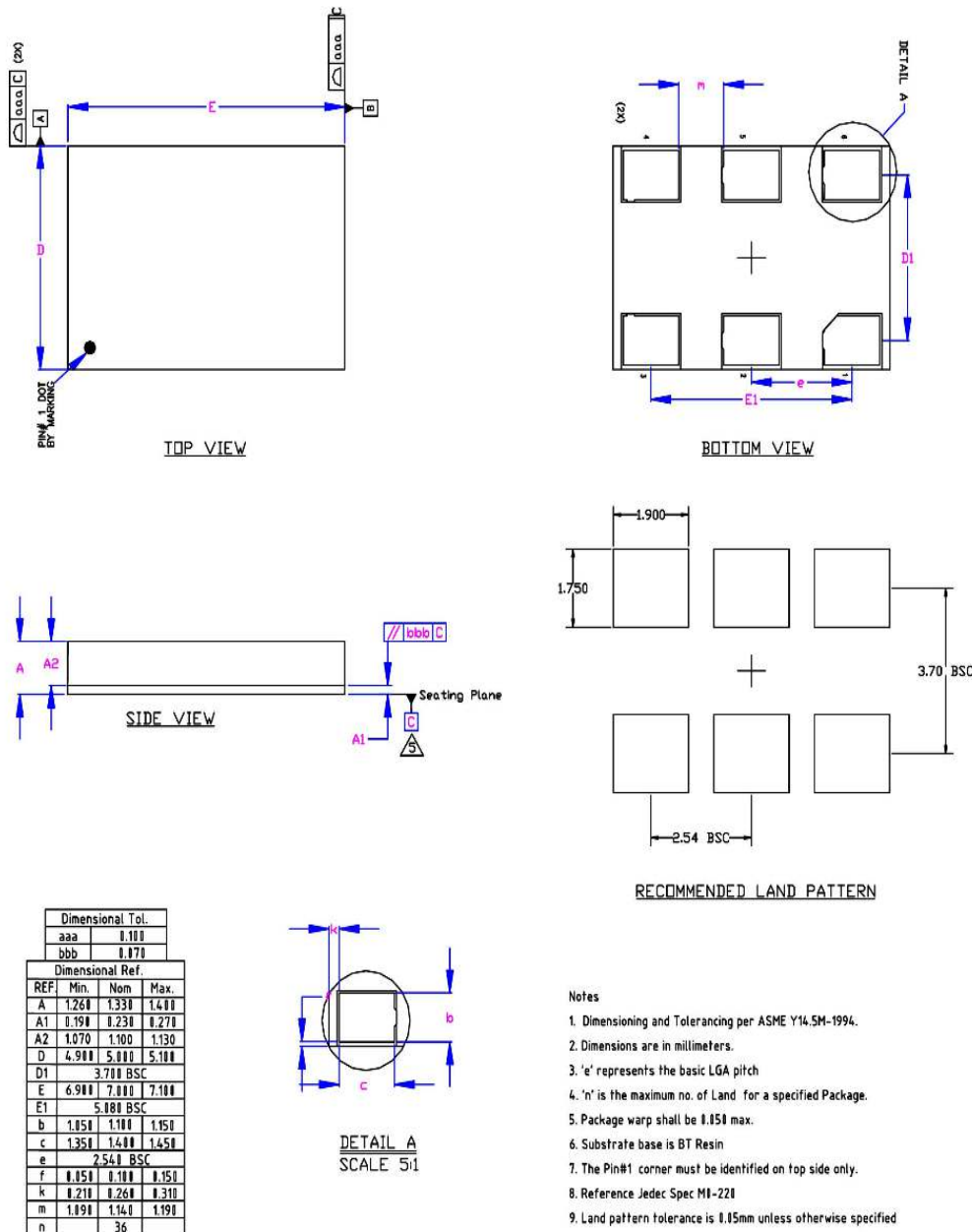


Figure 2. LVC MOS Output 200MHz 12kHz-20MHz 420fs

Package Information and Recommended Land Pattern for 6-Pin LGA³



6-Pin LGA (7x5mm)

Note:

3. Package information is correct as of the publication date. For updates and most current information, go to www.microchip.com.

Microchip Technology Inc.

<http://www.microchip.com>

Microchip makes no representations or warranties with respect to the accuracy or completeness of the information furnished in this data sheet. This information is not intended as a warranty and Microchip does not assume responsibility for its use. Microchip reserves the right to change circuitry, specifications and descriptions at any time without notice. No license, whether express, implied, arising by estoppel or otherwise, to any intellectual property rights is granted by this document. Except as provided in Microchip's terms and conditions of sale for such products, Microchip assumes no liability whatsoever, and Microchip disclaims any express or implied warranty relating to the sale and/or use of Microchip products including liability or warranties relating to fitness for a particular purpose, merchantability, or infringement of any patent, copyright or other intellectual property right.

© 2017 Microchip Technology Inc.