

Features

- Small Package Saves Board Space
- Protects Four(4) I/O Lines
- Low Clamping Voltage
- Low Capacitance
- Can Handle Multiple ESD Strikes
- Halogen Free. "Green" Device (Note 1)
- Epoxy Meets UL 94 V-0 Flammability Rating
- Moisture Sensitivity Level 1
- Lead Free Finish/RoHS Compliant ("P" Suffix Designates RoHS Compliant. See Ordering Information)

Maximum Ratings

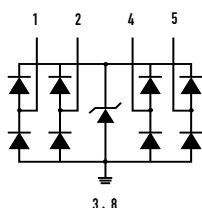
- Operating Junction Temperature Range: -55°C to +125°C
- Storage Temperature Range: -55°C to +150°C

MCC Part Number	Device Marking
ESDLC3324DFN10	3324P

IEC61000-4-2(ESD)	Air Contact	±15KV ±10KV
IEC61000-4-5(Surge)@8/20µs	I _{PP}	5A
Peak Pulse Power @ 8/20µs	P _{PP}	65W

Note: 1. Halogen free "Green" products are defined as those which contain <900ppm bromine, <900ppm chlorine (<1500ppm total Br + Cl) and <1000ppm antimony compounds.

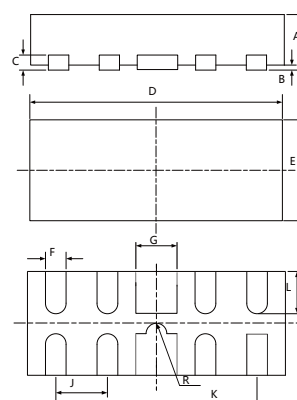
Pin Configuration



Pin	Identification
1,2,4,5	Input lines
6,7,9,10	Output Lines (No Internal Connection)
3,8	Ground

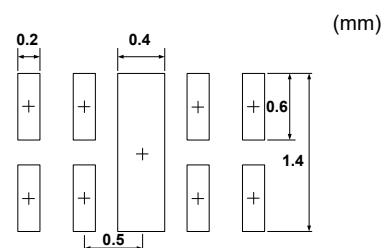
ESD Protection Device

DFN-10



DIM	DIMENSIONS				NOTE
	INCHES		MM		
	MIN	MAX	MIN	MAX	
A	0.016	0.020	0.40	0.50	
B	0.000	0.002	0.00	0.05	
C	0.004	0.008	0.10	0.20	
D	0.098	0.102	2.45	2.55	
E	0.038	0.042	0.95	1.05	
F	0.006	0.010	0.15	0.25	
G	0.014	0.018	0.35	0.45	
J	0.020		0.500		TYP.
K	0.080		2.000		TYP.
L	0.012	0.018	0.30	0.46	
R	0.005		0.125		TYP.

SUGGESTED SOLDER PAD LAYOUT



Electrical Characteristics per line @ 25°C (Unless Otherwise Specified)

Parameter	Symbol	Conditions	Min.	Typ.	Max.	Units
Reverse Stand-off Voltage	V_{RWM}	Any I/O Pin to GND			3.3	V
Reverse Breakdown Voltage	V_{BR}	$I_T=1mA$, Any I/O Pin to GND	5.0		8.0	V
Reverse Leakage Current	I_R	$V_{RWM}=3.3V$, Any I/O Pin to GND			1.0	μA
Clamping Voltage	V_C	$I_{PP}=1A$, $t_P=8/20\mu s$			9	V
Clamping Voltage	V_C	$I_{PP}=5A$, $t_P=8/20\mu s$			13	V
Junction Capacitance	$C_{I/O-GND}$ $C_{I/O-I/O}$	$V_R=0V$, $f=1MHz$		0.5 0.25	0.65 0.4	pF

Curve Characteristics

Fig. 1 - 8 X 20 μ s Pulse Waveform

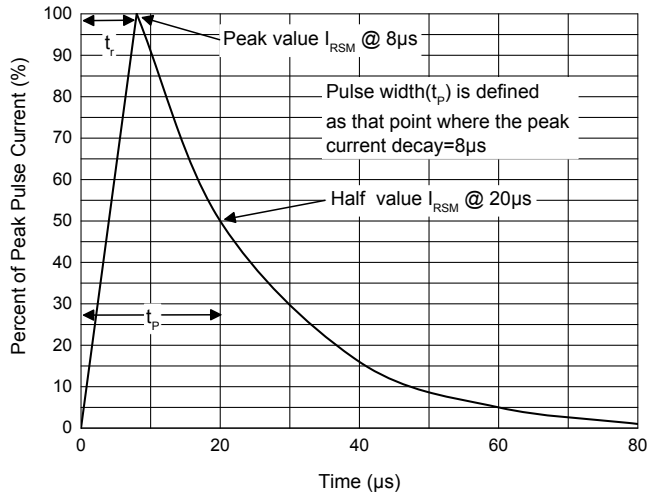


Fig. 2 - Pulse Derating Curve

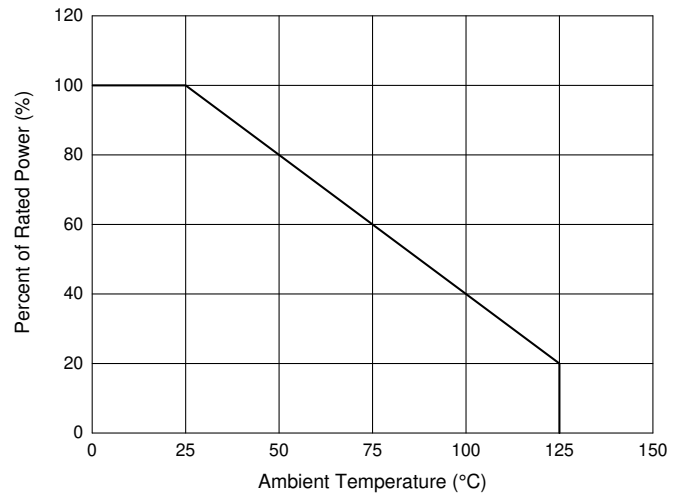


Fig. 3 - Peak Pulse Power Rating Curve

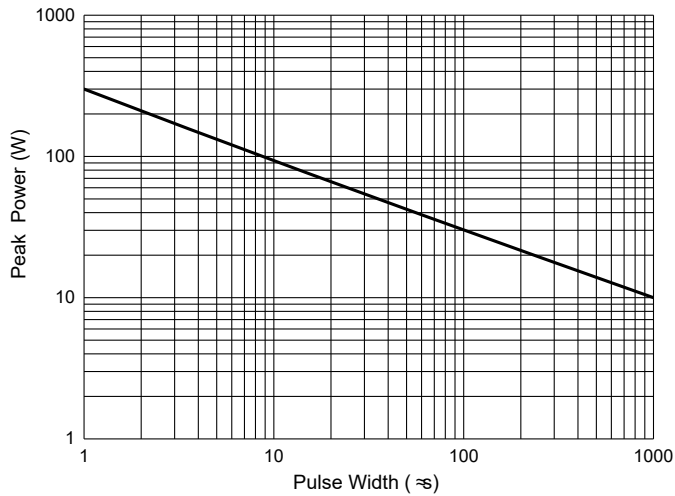


Fig. 4 - Capacitance Characteristics

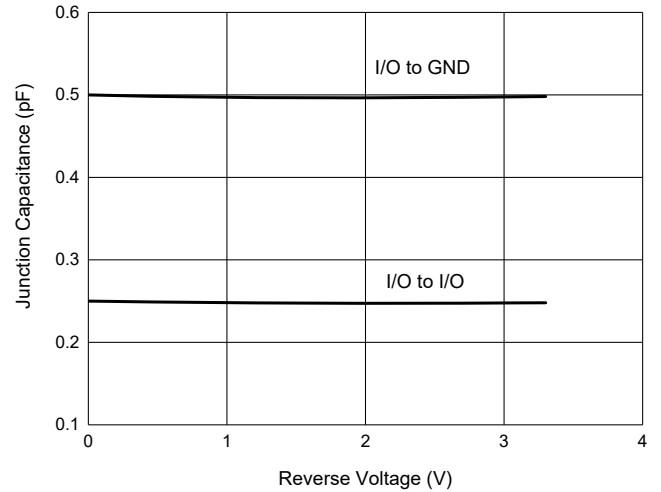
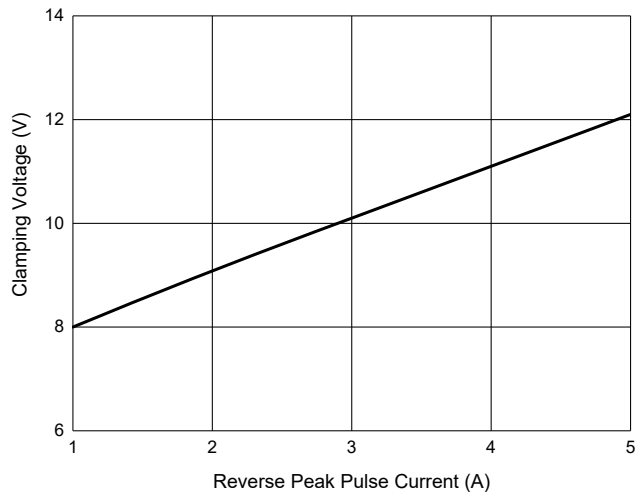


Fig. 5 - Clamping Voltage Characteristics



Ordering Information

Device	Packing
Part Number-TP	Tape&Reel: 3Kpcs/Reel

IMPORTANT NOTICE

Micro Commercial Components Corp. reserves the right to make changes without further notice to any product herein to make corrections, modifications, enhancements, improvements, or other changes. **Micro Commercial Components Corp.** does not assume any liability arising out of the application or use of any product described herein; neither does it convey any license under its patent rights, nor the rights of others. The user of products in such applications shall assume all risks of such use and will agree to hold **Micro Commercial Components Corp.** and all the companies whose products are represented on our website, harmless against all damages. **Micro Commercial Components Corp.** products are sold subject to the general terms and conditions of commercial sale, as published at <https://www.mccsemi.com/Home/TermsAndConditions>.

LIFE SUPPORT

MCC's products are not authorized for use as critical components in life support devices or systems without the express written approval of Micro Commercial Components Corporation.

CUSTOMER AWARENESS

Counterfeiting of semiconductor parts is a growing problem in the industry. Micro Commercial Components (MCC) is taking strong measures to protect ourselves and our customers from the proliferation of counterfeit parts. MCC strongly encourages customers to purchase MCC parts either directly from MCC or from Authorized MCC Distributors who are listed by country on our web page cited below. Products customers buy either from MCC directly or from Authorized MCC Distributors are genuine parts, have full traceability, meet MCC's quality standards for handling and storage. **MCC will not provide any warranty coverage or other assistance for parts bought from Unauthorized Sources.** MCC is committed to combat this global problem and encourage our customers to do their part in stopping this practice by buying direct or from authorized distributors.