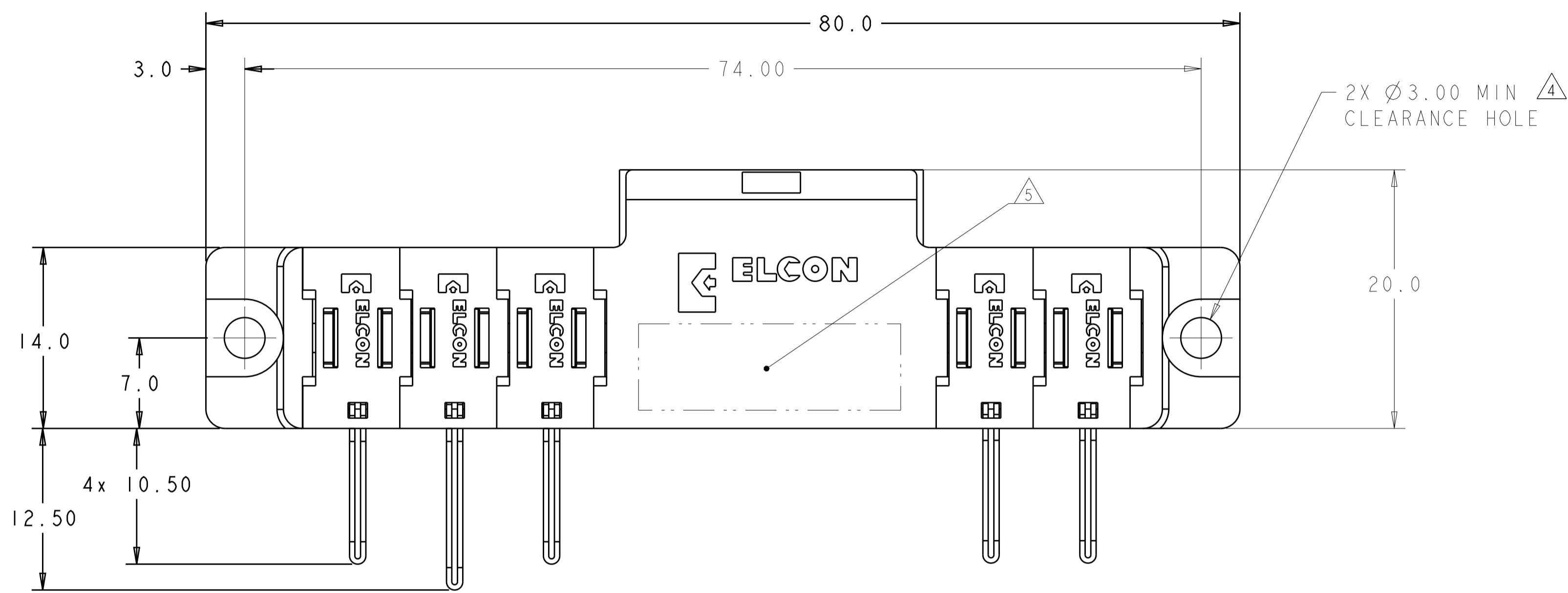


LOC	DIST	REVISIONS					
GP	00	P	LTH	DESCRIPTION	DATE	DWN	APVD
		A		NEW RELEASE	17SEP2007	RG	PD
		A1		REVISE PER ECO-15-001366	28JAN2015	SZ	SZ

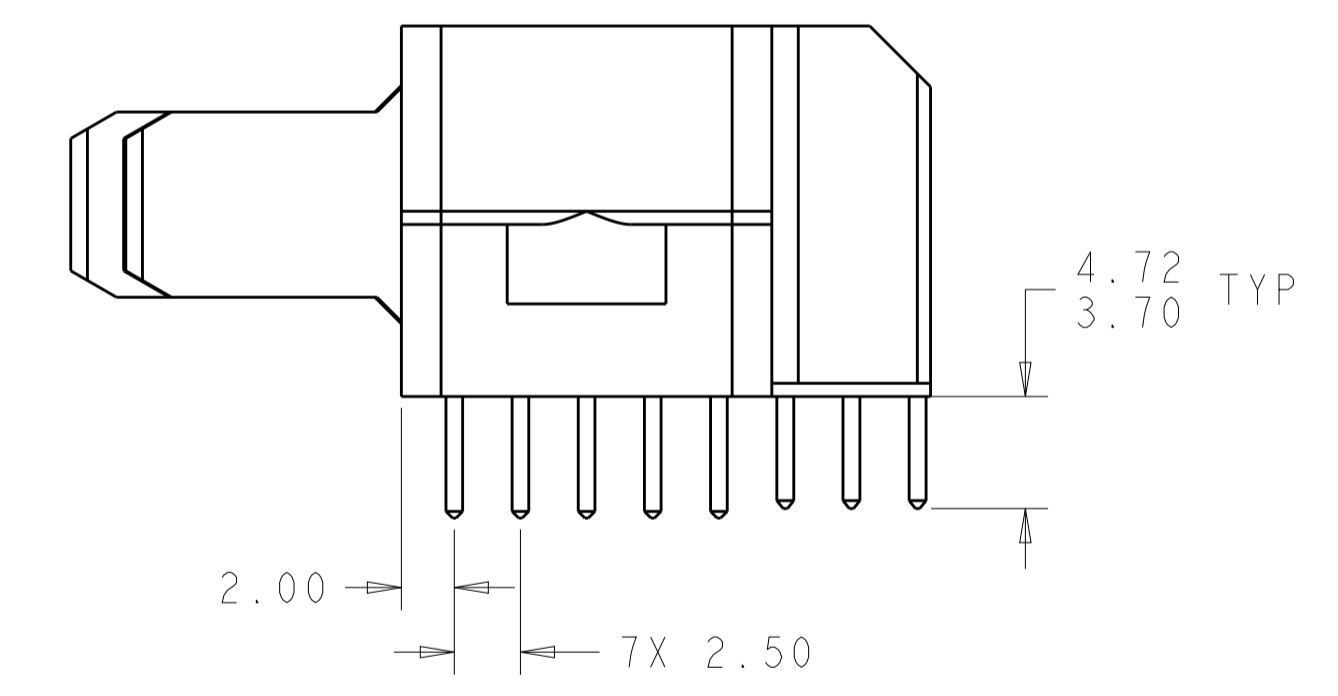
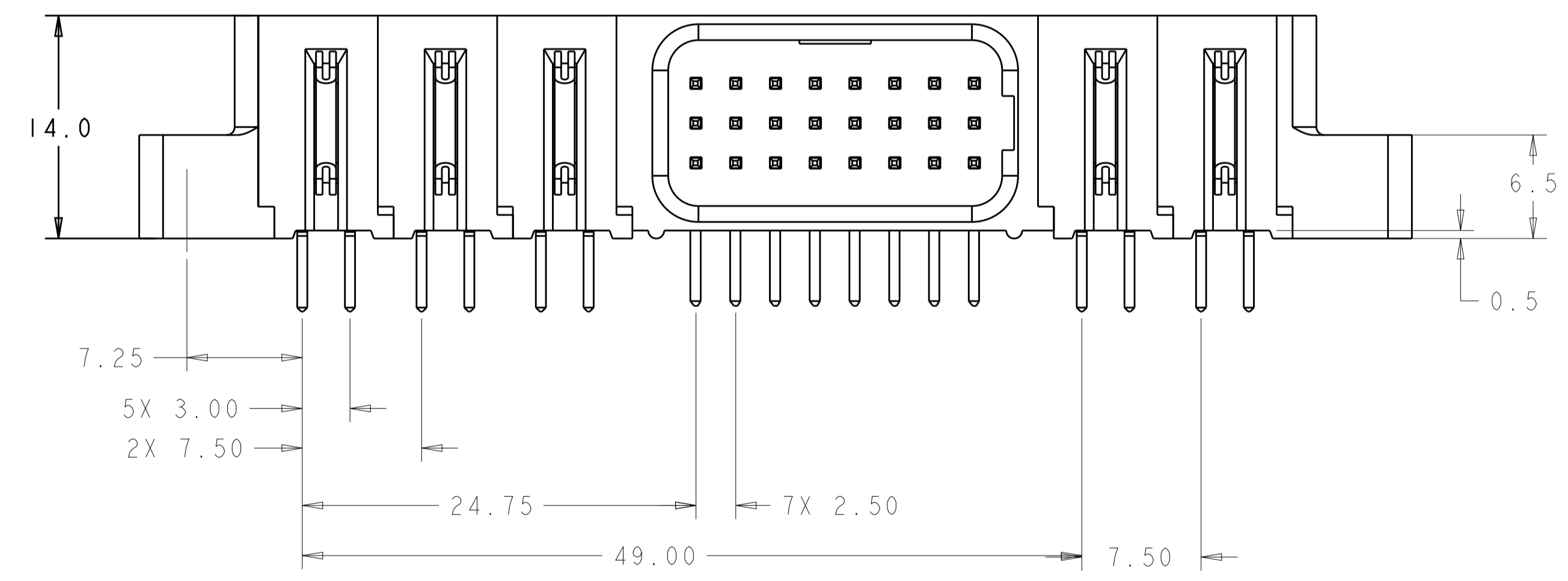


- PART NUMBER CHANGES AND OR DESIGN CHANGES AFFECTING ITEM INTERCHANGEABILITY REQUIRE PRIOR TYCO ELECTRONICS APPROVAL AND AUTHORIZATION BY REVISION TO THIS DRAWING.
- MATERIAL:
 - INSULATORS - THERMOPLASTIC, GLASS REINFORCED, COLOR: BLACK, UL94V-0 FLAMMABILITY RATED.
 - POWER CONTACTS - PHOSPHOR BRONZE ALLOY, COPPER ALLOY
 - SOLDER SIGNAL PINS-BRASS ALLOY
 - CROWN BAND-BERYLLIUM COPPER ALLOY
- FINISH:
 - CONTACTS - GOLD PLATE 0.75µm MIN. THK., OVER NICKEL 1.27µm MIN. THK
 - SOLDER TAILS, TIN 3.05µm MIN. THK.
 - OVER NICKEL 1.27µm MIN THK.

- 4 MOUNTING FLANGES ACCEPT M3 OR #4-40 SCREWS, (USER SUPPLIED)
- 5 ITEMS PROVIDED TO THIS SPECIFICATION TO BE PERMANENTLY IDENTIFIED PER THE FOLLOWING IDENTIFIER LABEL

YEAR 1 WEEK 1

TYCO ELECTRONICS P/N: XXXXXXX-X DATE CODE (e.g. 0106): XXXX

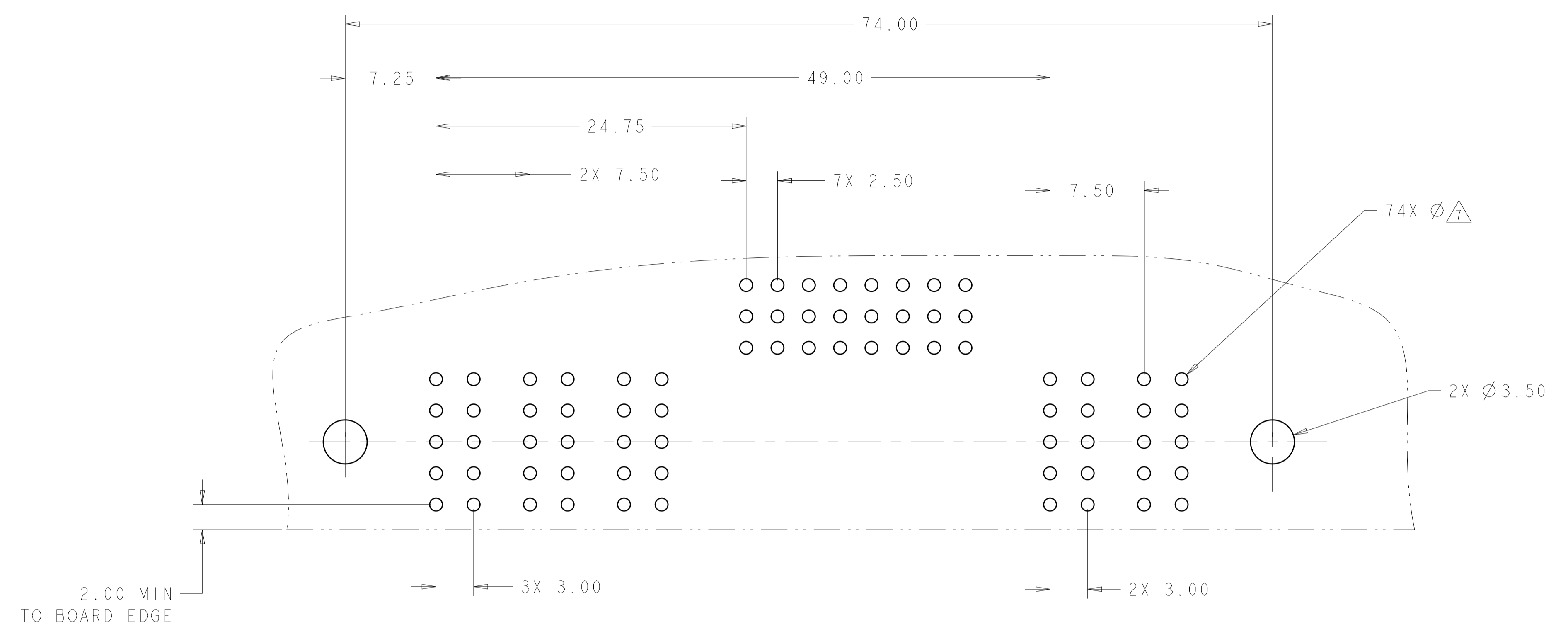


ELCON FLATPAQ

AS SHOWN	6646682-1
DESCRIPTION	PART NUMBER

DIMENSIONS: mm [INCHES] 		TOLERANCES UNLESS OTHERWISE SPECIFIED: 0 PLC ±.5 1 PLC ±.5 2 PLC ±.25 3 PLC ±.5 4 PLC ±.5 ANGLES ±.5 FINISH -		DWN: R. GRZYBOWSKI 17SEPT07 CHK: P. DAMATO 17SEPT07 APVD: S. FLICKINGER 17SEPT07 PRODUCT SPEC - APPLICATION SPEC - WEIGHT - CUSTOMER DRAWING		Tyco Electronics Harrisburg, PA 17105-3608 NAME: PIN CONNECTOR, RIGHT ANGLE SOLDER TAILS FLATPAQ SIZE: A1 00779 C=6646682 SCALE: 3:1 SHEET 1 OF 3 REV: A1	
-----------------------------	--	------------------------------------------------------------------------------------------------------------------------------------	--	----------------------------------------------------------------------------------------------------------------------------------------------------------------	--	-----------------------------------------------------------------------------------------------------------------------------------------------------------------------	--

LOC	DIST	REVISIONS			
P	LTN	DESCRIPTION	DATE	DMN	APVD
GP	00	SEE SHEET 1	-	-	-



PRINTED CIRCUIT LAYOUT
 COMPONENT SIDE

CONNECTOR	EQUIVALENT CATALOG MODULE #	MODULE QTY	CONTACT QTY	SIZE NO.	MATING PIN	MAX. CURRENT (PER CONTACT)	CONTACT SPACING	VOLTAGE RATING
SOCKET	FP151	4	4	8	1.25 X 7.00 [.049 X .276]	35 amps	7.50 [.2953]	250 VOLTS
	FP152	1	1	8	1.25 X 7.00 [.049 X .276]	35 amps	7.50 [.2953]	250 VOLTS
	FP302	1	24	22	.64 [.025] SQ.	3 amps	2.50 [.0984]	125 VOLTS
	FP500	1	-	LEFT MOUNTING FLANGE				
	FP501	1	-	RIGHT MOUNTING FLANGE				

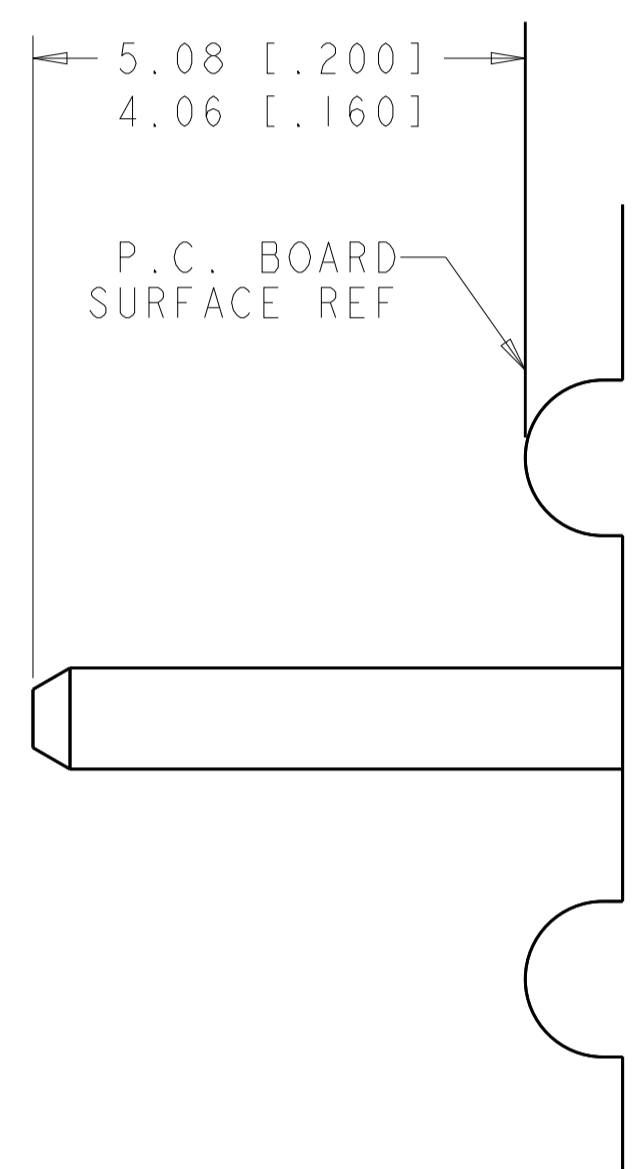
ELCON FLATPAQ

THIS DRAWING IS UNPUBLISHED. RELEASED FOR PUBLICATION 20. THIS DRAWING IS UNPUBLISHED. RELEASED FOR PUBLICATION 20. THIS DRAWING IS UNPUBLISHED. RELEASED FOR PUBLICATION 20. THIS DRAWING IS UNPUBLISHED. RELEASED FOR PUBLICATION 20.

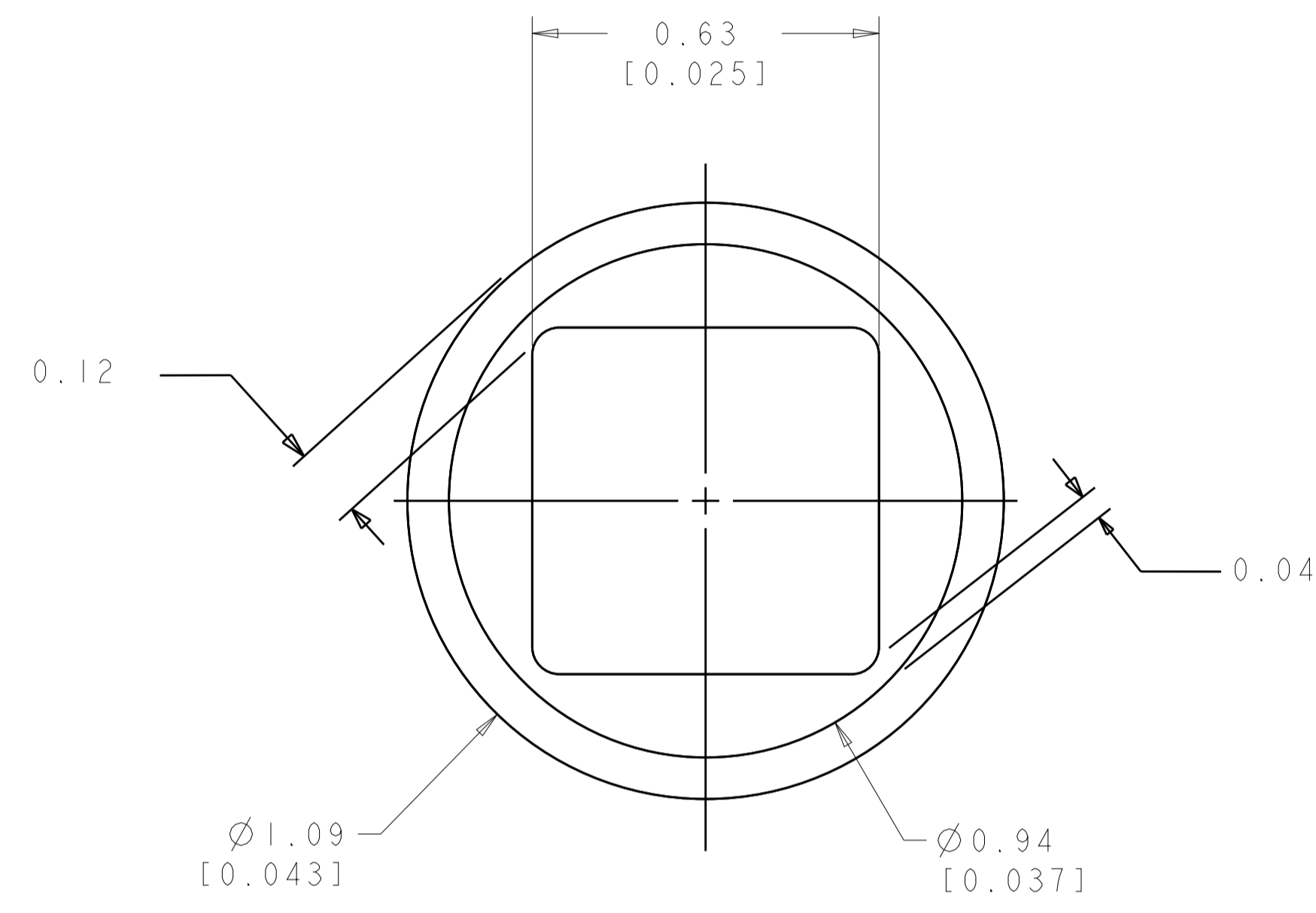
DIMENSIONS: mm [INCHES]	TOLERANCES UNLESS OTHERWISE SPECIFIED:	DMN: R. GRZYBOWSKI 17SEPT07	CHK: P. DAMATO 17SEPT07	APVD: S. FLICKINGER 17SEPT07	NAME: PIN CONNECTOR, RIGHT ANGLE SOLDER TAILS FLATPAQ
0 PLC ±.5	1 PLC ±.5	2 PLC ±.25	3 PLC ±.25	4 PLC ±.25	ANGLES ±.5
MATERIAL: -	FINISH: -	WEIGHT: -	SCALE: 3:1	SHEET: 2 OF 3	REV: A1

Customer Drawing

LOC	DIST	REVISIONS			
P.	LTH	DESCRIPTION	DATE	DWN	APVD
GP	00	SEE SHEET 1	-	-	-



6. SOLDER PIN DETAIL
SCALE 10:1



△ SOLDER TERMINATION AREA
 SCALE 40:1
 RECOMMENDED PRINTED CIRCUIT SOLDER HOLE
 FINISHED HOLE: Ø1.02 [.040] ±.08 [.003]
 DRILLED HOLE: Ø1.15 [.0453] ±.013 [.0005]
 COPPER PLATE: .025 [.0010] MIN.
 TIN PLATE: .008 [.0003] MIN. (PER SURFACE)

ELCON FLATPAQ

<small>THIS DRAWING IS UNPUBLISHED. RELEASED FOR PUBLICATION. IT IS THE PROPERTY OF TYCO ELECTRONICS CORPORATION. IT IS TO BE USED FOR THE PURPOSES AND IN THE MANNER SPECIFIED BY THE CUSTOMER. IT IS TO BE RETURNED TO TYCO ELECTRONICS CORPORATION WHEN NO LONGER REQUIRED.</small>		DWN: R. GRZYBOWSKI 17SEPT07 CHK: P. DAMATO 17SEPT07 APVD: S. FLICKINGER 17SEPT07	Tyco Electronics Harrisburg, PA 17105-3608
DIMENSIONS: mm [INCHES]	TOLERANCES UNLESS OTHERWISE SPECIFIED: 0 PLC ±.5 1 PLC ±.5 2 PLC ±.25 3 PLC ±.5 4 PLC ±.5 ANGLES ±.5	NAME: PIN CONNECTOR, RIGHT ANGLE SOLDER TAILS FLATPAQ PRODUCT SPEC: APPLICATION SPEC: FINISH:	SIZE: A1 CAGE CODE: 00779 DRAWING NO: C=6646682 RESTRICTED TO:
MATERIAL:	FINISH:	WEIGHT:	CUSTOMER DRAWING
SCALE 3:1		SHEET 3 OF 3	REV A1