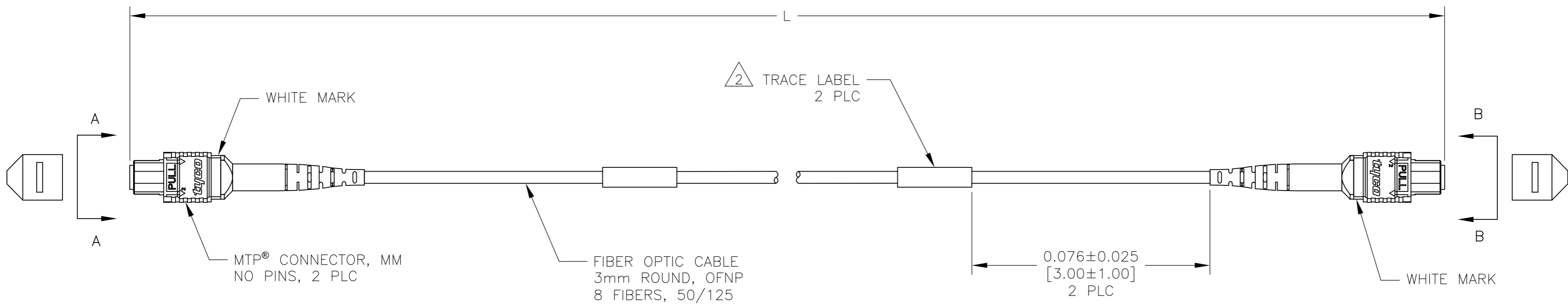
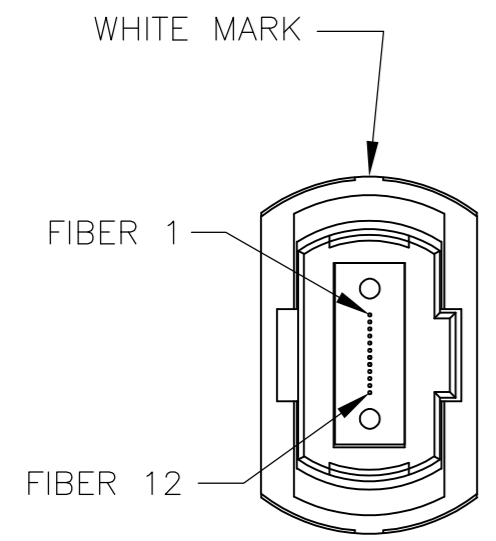


LOC	DIST	REVISIONS			
P	LTR	DESCRIPTION	DATE	DWN	APVD
CE	00	E	ECR-14-008576	24SEP2014	HZ RZ



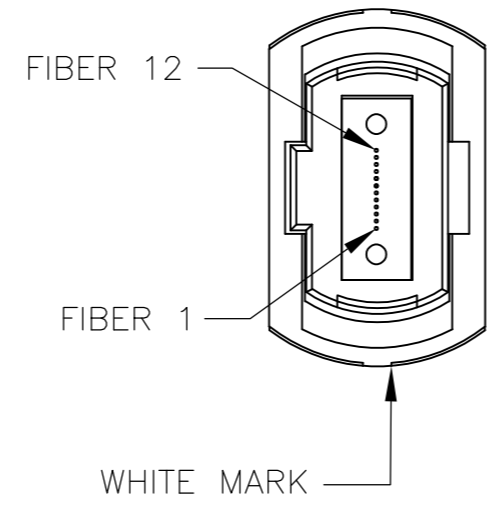
REVERSE FIBER PATH



VIEW A-A
NOT TO SCALE

MTP® LEFT FIBER #		MTP® RIGHT FIBER #
1	↔	12
2	↔	11
3	↔	10
4	↔	9
5	NOT CONNECTED	8
6	NOT CONNECTED	7
7	NOT CONNECTED	6
8	NOT CONNECTED	5
9	↔	4
10	↔	3
11	↔	2
12	↔	1

MTP® CONNECTOR FIBER PATH



VIEW B-B
NOT TO SCALE

- NOTES:
- 1 MAXIMUM CONNECTOR INSERTION LOSS (850nm): 0.5dB + 3.5dB/km. SEE TABLE. FIBER POSITIONS 5, 6, 7, AND 8 ARE INACTIVE AND NOT TESTED.
 - 2 STANDARD TRACE LABEL TO BE APPLIED AT BOTH ENDS.
 - 3. PRODUCT AND PROCESSING MUST MEET REQUIREMENTS OF TEC-138-702.

THIS DRAWING IS A CONTROLLED DOCUMENT.		DWN J.W.DAVIS 30AUG07	TE Connectivity															
DIMENSIONS: METERS [INCHES]		CHK J.BARRY 30AUG07																
TOLERANCES UNLESS OTHERWISE SPECIFIED:		APVD J.BARRY 30AUG07	NAME CABLE ASSEMBLY, FIBER OPTIC, 50/125um 3mm ROUND CABLE, OFNP, MTP® W/NO PINS, REVERSED PATH															
<table border="1"> <tr><td>0 PLC</td><td>± -</td></tr> <tr><td>1 PLC</td><td>± -</td></tr> <tr><td>2 PLC</td><td>± -</td></tr> <tr><td>3 PLC</td><td>± -</td></tr> <tr><td>4 PLC</td><td>± -</td></tr> <tr><td>ANGLES</td><td>± -</td></tr> <tr><td>FINISH</td><td>-</td></tr> </table>		0 PLC	± -	1 PLC	± -	2 PLC	± -	3 PLC	± -	4 PLC	± -	ANGLES	± -	FINISH	-	PRODUCT SPEC -	APPLICATION SPEC -	RESTRICTED TO -
0 PLC	± -																	
1 PLC	± -																	
2 PLC	± -																	
3 PLC	± -																	
4 PLC	± -																	
ANGLES	± -																	
FINISH	-																	
MATERIAL -		WEIGHT -	SIZE A2	CAGE CODE 00779														
		DRAWING NO C=1938208		REV E														
		CUSTOMER DRAWING		SCALE NTS														
		SHEET 1 OF 2																

THIS DRAWING IS UNPUBLISHED. RELEASED FOR PUBLICATION
 © COPYRIGHT - By - ALL RIGHTS RESERVED.

LOC	DIST	REVISIONS					
		P	LTR	DESCRIPTION	DATE	DWN	APVD
CE	16	-	-	SEE SHEET 1	-	-	-

0.85	100.000±1.000	[3937.00±39.37]	9-1938208-9
0.50	1.500±0.050	[59.054±1.97]	8-1938208-0
0.68	50.000±0.500	[1968.5±19.69]	5-1938208-0
0.64	40.000±0.400	[1574.80±15.75]	4-1938208-0
0.64	39.000±0.390	[1535.43±15.35]	3-1938208-9
0.63	38.000±0.380	[1496.06±14.96]	3-1938208-8
0.63	37.000±0.370	[1456.69±14.57]	3-1938208-7
0.63	36.000±0.360	[1417.32±14.17]	3-1938208-6
0.62	35.000±0.350	[1377.95±13.78]	3-1938208-5
0.62	34.000±0.340	[1338.58±13.39]	3-1938208-4
0.62	33.000±0.330	[1299.21±12.99]	3-1938208-3
0.61	32.000±0.320	[1259.84±12.60]	3-1938208-2
0.61	31.000±0.310	[1220.47±12.20]	3-1938208-1
0.61	30.000±0.300	[1181.10±11.81]	3-1938208-0
0.60	29.000±0.290	[1141.73±11.42]	2-1938208-9
0.60	28.000±0.280	[1102.36±11.02]	2-1938208-8
0.59	27.000±0.270	[1062.99±10.63]	2-1938208-7
0.59	26.000±0.260	[1023.62±10.24]	2-1938208-6
0.59	25.000±0.250	[984.25±9.84]	2-1938208-5
0.58	24.000±0.240	[944.88±9.45]	2-1938208-4
0.58	23.000±0.230	[905.51±9.06]	2-1938208-3
0.58	22.000±0.220	[866.14±8.66]	2-1938208-2
0.57	21.000±0.210	[826.77±8.27]	2-1938208-1
0.57	20.000±0.200	[787.40±7.87]	2-1938208-0
0.57	19.000±0.190	[748.03±7.48]	1-1938208-9
0.56	18.000±0.180	[708.66±7.09]	1-1938208-8
0.56	17.000±0.170	[669.29±6.69]	1-1938208-7
0.56	16.000±0.160	[629.92±6.30]	1-1938208-6
0.55	15.000±0.150	[590.55±5.91]	1-1938208-5
0.55	14.000±0.150	[551.18±5.91]	1-1938208-4
0.55	13.000±0.150	[511.81±5.91]	1-1938208-3
0.54	12.000±0.150	[472.44±5.91]	1-1938208-2
0.54	11.000±0.150	[433.07±5.91]	1-1938208-1
0.54	10.000±0.150	[393.70±5.91]	1-1938208-0
0.53	9.000±0.150	[354.33±5.91]	1938208-9
0.53	8.000±0.080	[314.96±3.15]	1938208-8
0.52	7.000±0.080	[275.59±3.15]	1938208-7
0.52	6.000±0.080	[236.22±3.15]	1938208-6
0.52	5.000±0.080	[196.85±3.15]	1938208-5
0.51	4.000±0.080	[157.48±3.15]	1938208-4
0.51	3.000±0.050	[118.11±1.97]	1938208-3
0.51	2.000±0.050	[78.74±1.97]	1938208-2
0.50	1.000±0.050	[39.37±1.97]	1938208-1

MAX IL (dB)	L METERS [INCHES]	PART NUMBER
1		

THIS DRAWING IS A CONTROLLED DOCUMENT.		DWN J.W.DAVIS 30AUG07	TE TE Connectivity	
DIMENSIONS: METERS [INCHES]		CHK J.BARRY 30AUG07		
TOLERANCES UNLESS OTHERWISE SPECIFIED:		APVD J.BARRY 30AUG07	NAME CABLE ASSEMBLY, FIBER OPTIC, 50/125um	
0 PLC ± -		PRODUCT SPEC	3mm ROUND CABLE, OFNP, MTP® W/NO PINS, REVERSED PATH	
1 PLC ± -		APPLICATION SPEC	SIZE A2	CAGE CODE 00779
2 PLC ± -		WEIGHT -	DRAWING NO C=1938208	RESTRICTED TO -
3 PLC ± -			SCALE NTS	SHEET 2 OF 2
4 PLC ± -				REV E
ANGLES ± -				
FINISH -				
MATERIAL -				
		CUSTOMER DRAWING		