




T1/CEPT/ISDN-PRI Transformer  
6 pin T-PAK

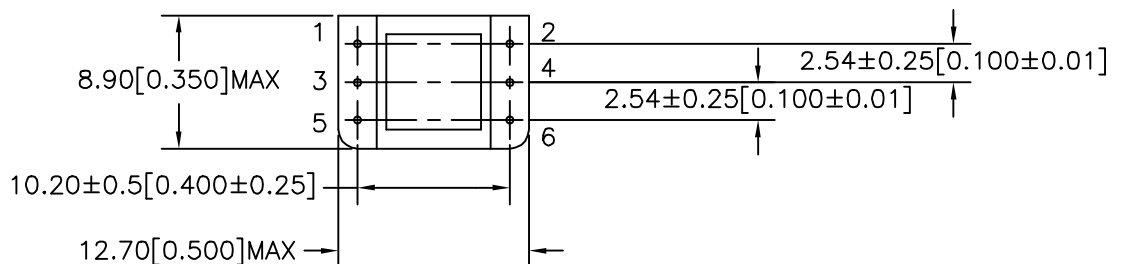
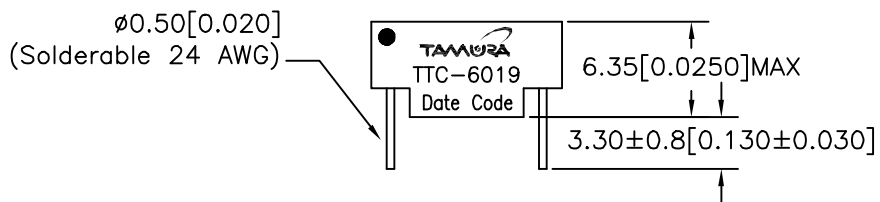
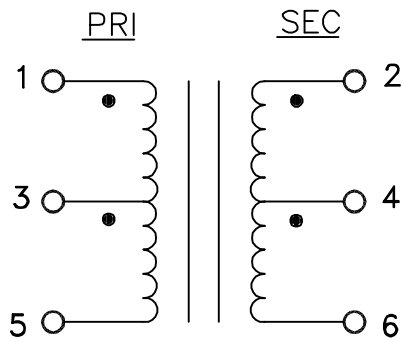


MODEL NUMBER

TTC-6019

- Complies with UL1950 3rd Edition, UL60950
- Standard temperature range 0°C to 70°C

Test Parameters	Electrical Specification @ 25°C	Condition	Unit of tolerance
Turns Ratio	1CT:2CT	(1-5):(2-6)	±5%
OCL	1.2	@10KHz, 20mV, (1-5)	mH Min
Leakage Inductance	0.5	@10KHz, 20mV, (1-5) with (2-6 shorted)	μH Max
Interwinding Capacitance	30	@ 10KHz, 20mV from primary to secondary	pF Max
DC Resistance	0.7	(1-5)	Ω Max
	1.2	(2-6)	
Isolation	1500	For 1 minute	Vrms



PREPARED BY:

D. Rund

ENGINEER:

L. Le

QUALITY CONTROL:

D. Kelley

APPROVED:

J. Coleman

NOTE: Unless otherwise specified, all dimensions are mm[in] with tolerance of  $\pm 0.30 [0.012]$

DWG CONTROL NO. P-A1-12815 ACAD\TTC\A1128151.DWG	REV PRE	T1/CEPT/ISDN-PRI TRANSFORMER	<b>TTC-6019</b>	
CONTENTS OF THIS DRAWING ARE SUBJECT TO CHANGE WITHOUT PRIOR NOTICE <b>TAMURA CORPORATION OF AMERICA</b> 43352 BUSINESS PARK DRIVE, TEMECULA, CA. 92590-6624 (909) 699-1270 FAX 9096769482			MODEL SPECIFICATION	
			DIM: mm(in)	SCL: 1/1

PROPRIETARY NOTICE: THIS DRAWING PRINT OR DOCUMENT AND SUBJECT MATTER DISCLOSED HEREIN ARE PROPRIETARY ITEMS TO WHICH TAMURA RETAINS THE EXCLUSIVE RIGHT OF DISSEMINATION, REPRODUCTION, MANUFACTURE AND SALE. THIS DRAWING, PRINT OR DOCUMENT IS SUBMITTED IN CONFIDENCE FOR CONSIDERATION BY THE RECIPIENT ALONE UNLESS PERMISSION FOR FURTHER DISCLOSURE IS EXPRESSLY GRANTED IN WRITING.