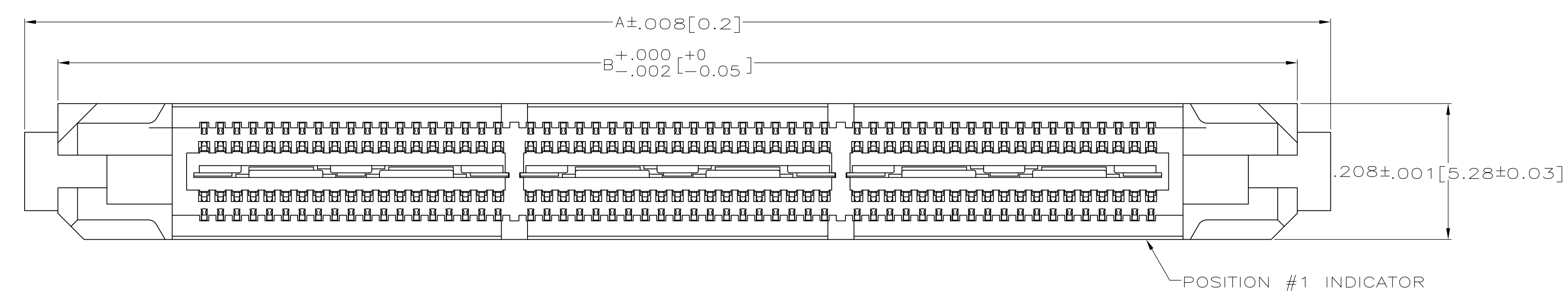
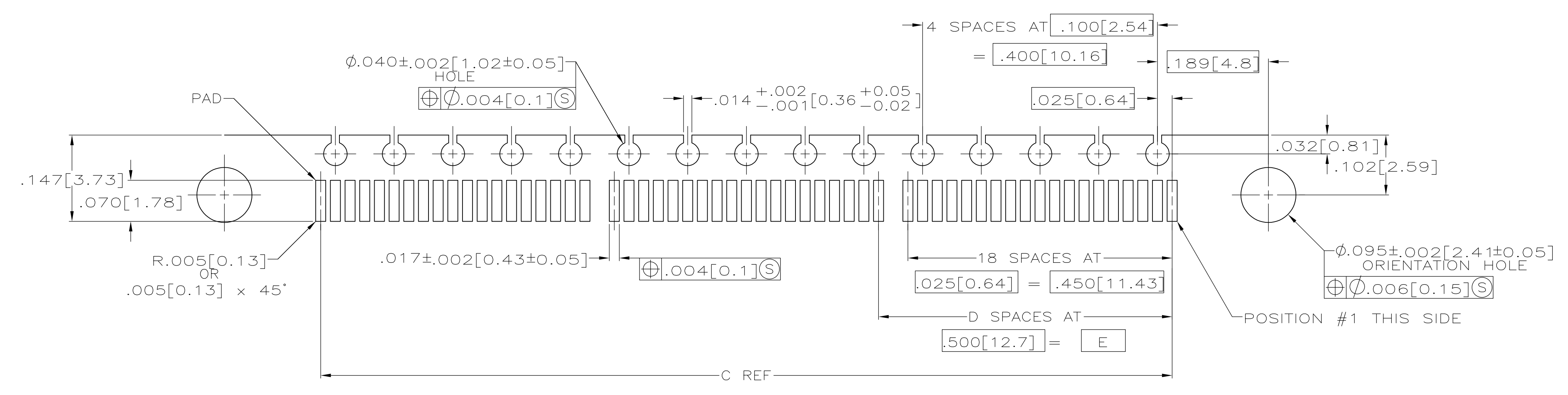
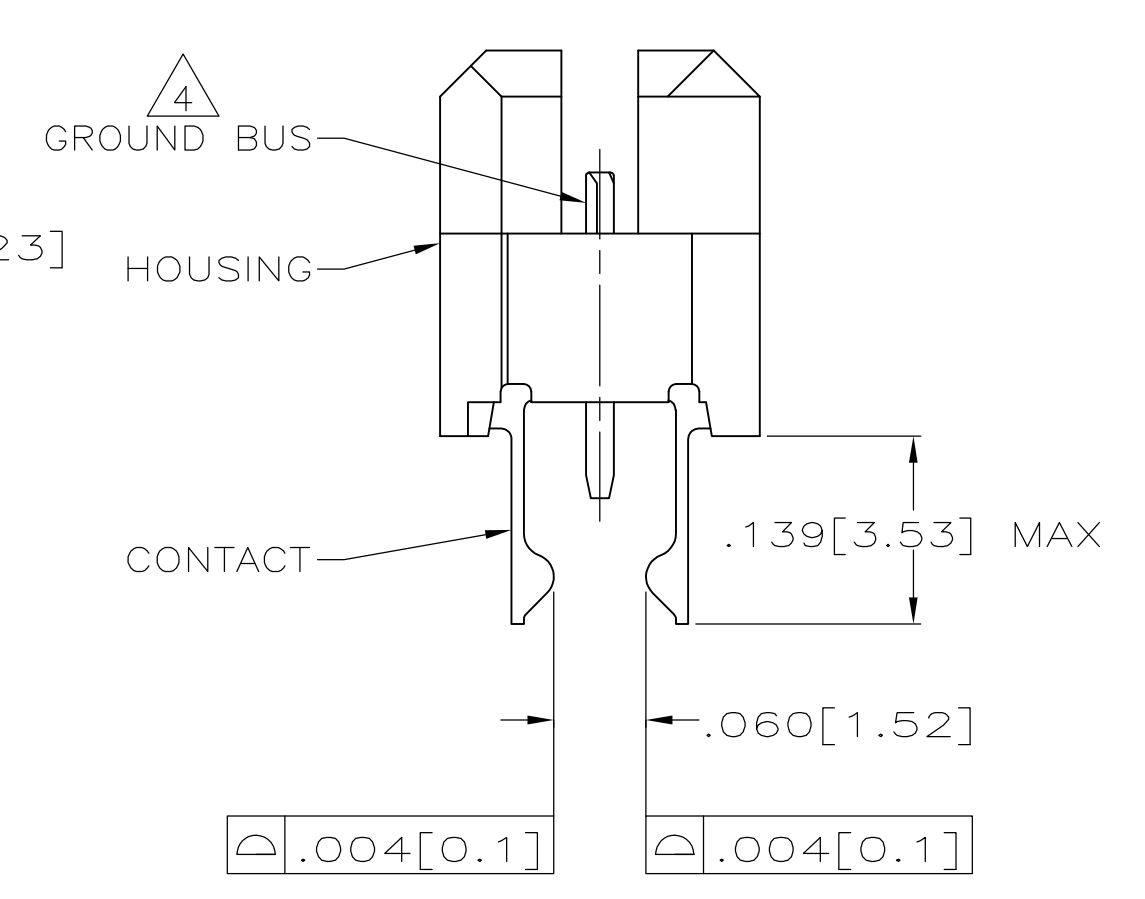
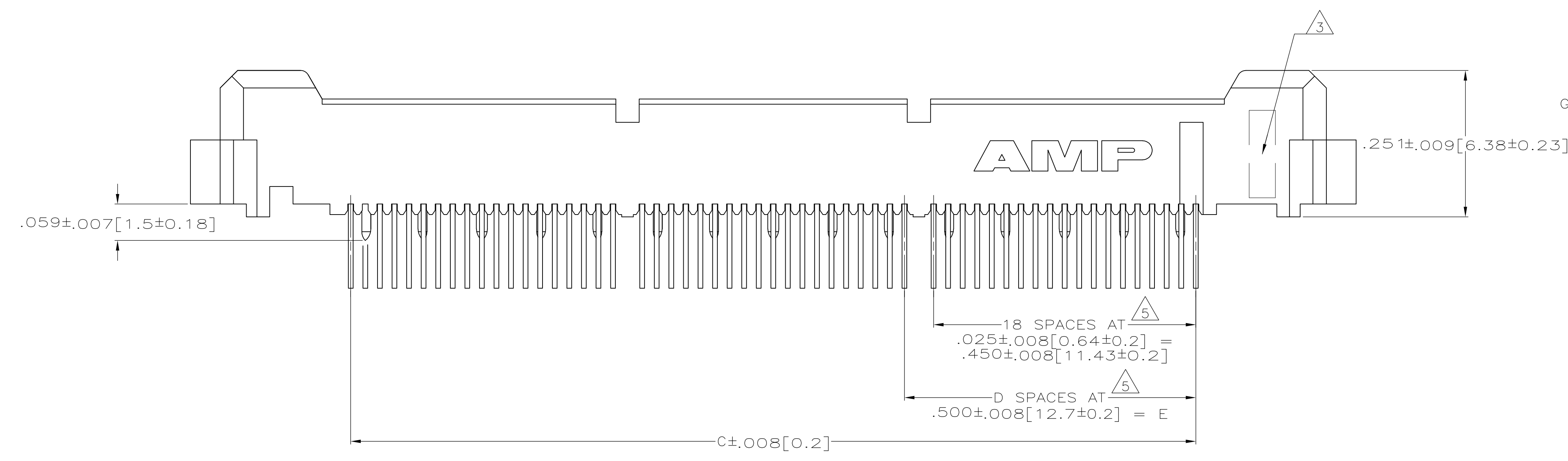


LOC		DIST		REVISIONS			
AD	47	REV	DATE	BY	APPV		
Z1		REVISED PER ECO-12-007590	19JUL12	KH	MH		



- 1 HOUSING: LIQUID CRYSTAL POLYMER, COLOR BLACK.  
CONTACTS: HIGH RELIABILITY COPPER ALLOY.  
GROUND BUSES: BRASS, UNS C26000
- 2 CONTACTS & GROUND BUSES: NICKEL UNDERPLATE ALL OVER,  
MATING SURFACE PLATED TO MEET LEVEL 1 PERFORMANCE  
REQUIREMENTS OF TE PRODUCT SPECIFICATION 108-1422,  
SOLDER TAILS PLATED TIN-LEAD.
- 3 DATE CODE MARKED IN AREA INDICATED ON SAME SIDE AS POSITION #1.
- 4 ONE GROUND BUS WITH 5 TAILS PER EACH MODULE.
- 5 TOLERANCE NON-ACCUMULATIVE.



RECOMMENDED PC BOARD LAYOUT  
(MIRROR IMAGE ON OPPOSITE SIDE)

INCHES	MILLIMETERS	INCHES	MILLIMETERS	INCHES	MILLIMETERS	INCHES	MILLIMETERS	INCHES	MILLIMETERS	INCHES	MILLIMETERS
3.000 [76.2]	6	3.450 [87.63]	3.898 [99]	4.000 [101.6]	266	767006-7					
2.500 [63.5]	5	2.950 [74.93]	3.398 [86.31]	3.500 [88.9]	228	767006-6					
2.000 [50.8]	4	2.450 [62.23]	2.898 [73.61]	3.000 [76.2]	190	767006-5					
1.500 [38.1]	3	1.950 [49.53]	2.398 [60.91]	2.500 [63.5]	152	767006-4					
1.000 [25.4]	2	1.450 [36.83]	1.898 [48.21]	2.000 [50.8]	114	767006-3					
.500 [12.7]	1	.950 [24.13]	1.398 [35.51]	1.500 [38.1]	76	767006-2					
.000 [0]	0	.450 [11.43]	.898 [22.81]	1.000 [25.4]	38	767006-1					
E	D	C	B	A	NO OF POS	PART NUMBER					

THIS DRAWING IS A CONTROLLED DOCUMENT.		DIN J. GERACE 18NOV97		TE Connectivity	
DIMENSIONS: INCHES		TOLERANCES UNLESS OTHERWISE SPECIFIED:		NAME: S. STRICKLER	
0. PLC ± -		1. PLC ± -		PRODUCT SPEC: 108-1422	
2. PLC ± -		3. PLC ± .005(0.13)		APPLICATION SPEC: 114-13088	
4. PLC ± -		ANGLES ± -		SIZE: A1	
MATERIAL: 1		FINISH: 2		DRAWING NO: 00779	
				PART NO: 767006	
				CUSTOMER DRAWING	
				SCALE: 8:1	
				SHEET: 1 OF 1	
				REV: Z1	