

6-179228-2 ✓ ACTIVE

AMP CT

TE Internal #: 6-179228-2

Housing, Receptacle, Wire-to-Board / Wire-to-Wire, 2 Position, .079 in [2 mm] Centerline, Crimp, 1 Row, Black, Wire & Cable, Power & Signal, AMP CT

[View on TE.com >](#)



[Connectors > PCB Connectors > Wire-to-Board Connectors > Wire-to-Board Connector Assemblies & Housings >](#)

[AMP COMMON TERMINATION HOUSINGS](#)



Connector Product Type: **Housing**

Connector & Housing Type: **Receptacle**

Connector System: **Wire-to-Board, Wire-to-Wire**

Number of Positions: **2**

Centerline (Pitch): **2 mm [.079 in]**

[All AMP COMMON TERMINATION HOUSINGS \(176\)](#)

Features

Product Type Features

Connector Product Type	Housing
Connector & Housing Type	Receptacle
Connector System	Wire-to-Board, Wire-to-Wire
Sealable	No
Connector & Contact Terminates To	Wire & Cable

Configuration Features

Number of Positions	2
Number of Rows	1

Electrical Characteristics

Insulation Resistance	1000 MΩ
Operating Voltage	125 VAC

Body Features

Primary Product Color	Black
-----------------------	-------

Contact Features

Contact Layout	Inline
Contact Type	Socket

Contact Current Rating (Max)	4 A
------------------------------	-----

Termination Features

Termination Method to Wire & Cable	Crimp
------------------------------------	-------

Mechanical Attachment

Strain Relief	Without
---------------	---------

Panel Mount Feature	Without
---------------------	---------

PCB Mount Retention	Without
---------------------	---------

Mating Retention	Without
------------------	---------

Connector Mounting Type	Cable Mount (Free-Hanging)
-------------------------	----------------------------

Housing Features

Housing Material	Thermoplastic
------------------	---------------

Centerline (Pitch)	2 mm[.079 in]
--------------------	---------------

Dimensions

Connector Length	6 mm[.236 in]
------------------	---------------

Connector Height	6.6 mm[.26 in]
------------------	----------------

Connector Width	4.6 mm[.181 in]
-----------------	-----------------

Wire Size	30 – 22 AWG
-----------	-------------

Usage Conditions

Operating Temperature Range	-30 – 105 °C[-22 – 221 °F]
-----------------------------	----------------------------

Operation/Application

Circuit Application	Power & Signal
---------------------	----------------

Industry Standards

Glow Wire Rating	Standard Part - Not Glow Wire
------------------	-------------------------------

Agency/Standard	CSA, UL
-----------------	---------

UL Flammability Rating	UL 94V-0
------------------------	----------

Packaging Features

Packaging Quantity	1500
--------------------	------

Packaging Method	Bag & Box
------------------	-----------

Product Compliance

For compliance documentation, visit the product page on [TE.com](https://www.te.com)>



EU RoHS Directive 2011/65/EU	Compliant
EU ELV Directive 2000/53/EC	Compliant
China RoHS 2 Directive MIIT Order No 32, 2016	No Restricted Materials Above Threshold
EU REACH Regulation (EC) No. 1907/2006	Current ECHA Candidate List: JUNE 2023 (235) Candidate List Declared Against: JUNE 2023 (235) Does not contain REACH SVHC
Halogen Content	Low Halogen - Br, Cl, F, I < 900 ppm per homogenous material. Also BFR/CFR/PVC Free
Solder Process Capability	Not applicable for solder process capability

Product Compliance Disclaimer

This information is provided based on reasonable inquiry of our suppliers and represents our current actual knowledge based on the information they provided. This information is subject to change. The part numbers that TE has identified as EU RoHS compliant have a maximum concentration of 0.1% by weight in homogenous materials for lead, hexavalent chromium, mercury, PBB, PBDE, DBP, BBP, DEHP, DIBP, and 0.01% for cadmium, or qualify for an exemption to these limits as defined in the Annexes of Directive 2011/65/EU (RoHS2). Finished electrical and electronic equipment products will be CE marked as required by Directive 2011/65/EU. Components may not be CE marked. Additionally, the part numbers that TE has identified as EU ELV compliant have a maximum concentration of 0.1% by weight in homogenous materials for lead, hexavalent chromium, and mercury, and 0.01% for cadmium, or qualify for an exemption to these limits as defined in the Annexes of Directive 2000/53/EC (ELV). Regarding the REACH Regulation, the information TE provides on SVHC in articles for this part number is based on the latest European Chemicals Agency (ECHA) 'Guidance on requirements for substances in articles' posted at this URL: <https://echa.europa.eu/guidance-documents/guidance-on-reach>

Compatible Parts



TE Part # CAT-3984552-PHITPS
CT Post Header Assembly: Part. Shrouded



TE Part # CAT-AM7017-H342
AMP COMMON TERMINATION HEADERS



TE Part # 2-292175-2
CT BOX HDR V SMT 2P O/TAPE BLA



TE Part # 6-292254-2
CT RELAY HDR ASSY 2P BLACK



TE Part # 6-292161-2
CT P/HDR ASSY V 2P W/KINK BLAC



TE Part # 6-292156-2
CT RELAY HDR ASSY FREE HANGING



TE Part # 6-292132-2
CT P/HDR BOX V 2P BLACK




TE Part # CAT-3980407-RHDRRA
CT 2mm Header Assembly: Right Angle



TE Part # 6-292250-2
CT P/HDR BOX H ASSY 2P W/KINK



TE Part # 6-292165-2
CT P/HDR BOX V 2P T/P BLACK



TE Part # 6-292170-2
CT P/HDR ASSY 2P V W/O KINK T

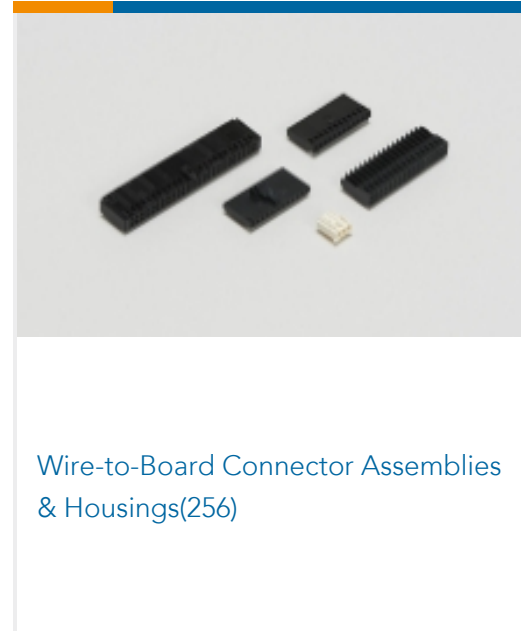
Also in the Series | AMP CT




PCB Connector Mounting(46)



PCB Headers & Receptacles(756)



Wire-to-Board Connector Assemblies & Housings(256)



Wire-to-Board Connector Contacts(8)

Customers Also Bought



TE Part #179227-4
AMP CT CRIMP-2 REC CONT AU



TE Part #4-179228-2
CT CRIMP-2 REC HSG 2P YELLOW



TE Part #1-292215-6
MINI CT SGL RELAY 16P NAT



TE Part #292215-5
MINI CT SGL RELAY 5P NAT



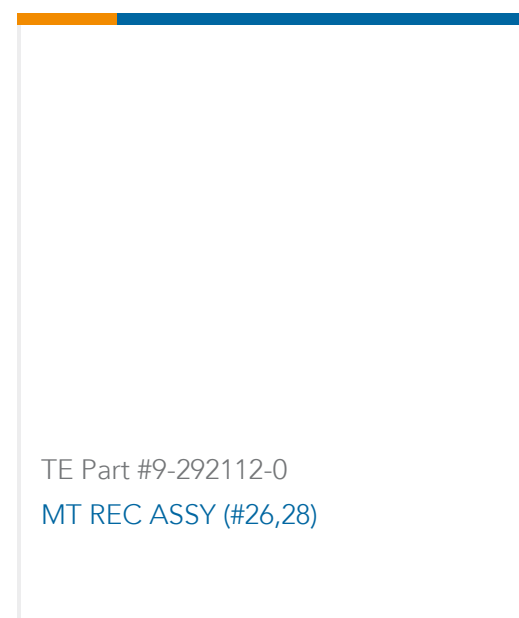
TE Part #3-353293-5
1.5MM CT MT REC ASSY 15P BLACK



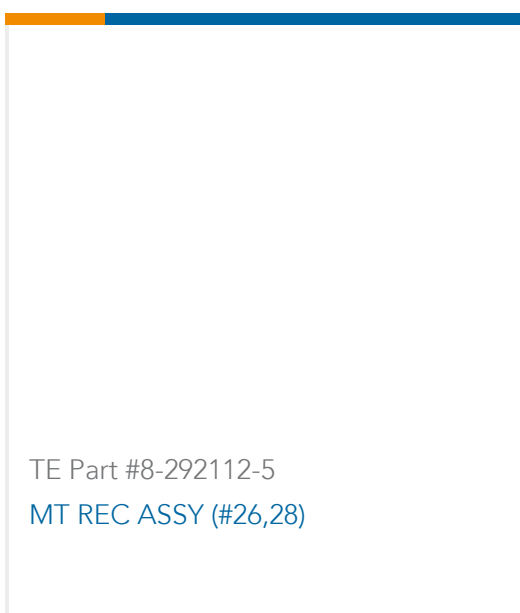
TE Part #2-353293-6
1.5MM CT MT REC ASS'Y 6P BLACK



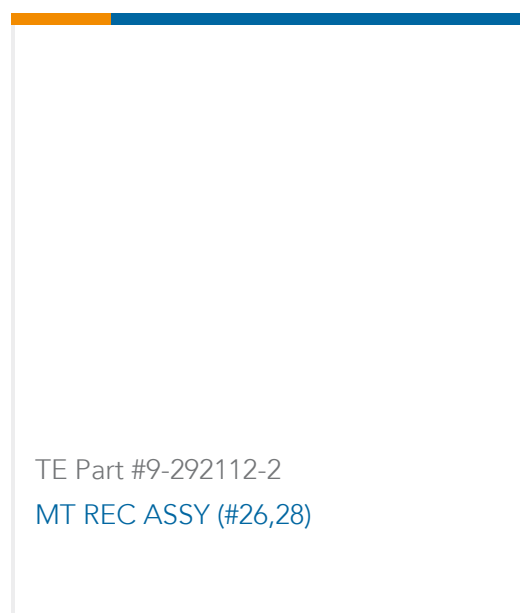
TE Part #1-6609032-0
5VR3=F7203 S0



TE Part #9-292112-0
MT REC ASSY (#26,28)



TE Part #8-292112-5
MT REC ASSY (#26,28)



TE Part #9-292112-2
MT REC ASSY (#26,28)



Documents

Product Drawings

[CT CRIMP-2 REC HSG 2P BLACK](#)

English

CAD Files

[3D PDF](#)

3D

Customer View Model

[ENG_CVM_CVM_6-179228-2_N1.2d_dxf.zip](#)

English

Customer View Model

[ENG_CVM_CVM_6-179228-2_N1.3d_igs.zip](#)

English

Customer View Model

[ENG_CVM_CVM_6-179228-2_N1.3d_stp.zip](#)

English

By downloading the CAD file I accept and agree to the [Terms and Conditions](#) of use.

Product Specifications

[Crimping of AMP 2.0mm Pitch, CT Crimp Typell Rec Contact](#)

English

[Application Specification](#)

English

Product Environmental Compliance

[MD_6-179228-2_01092017353_dmtec](#)

English

[MD_6-179228-2_01092017353_dmtec](#)

English

Agency Approvals

[Agency Approval Document](#)

English