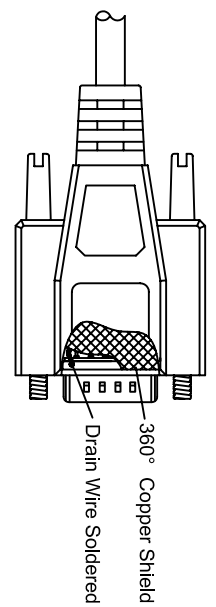
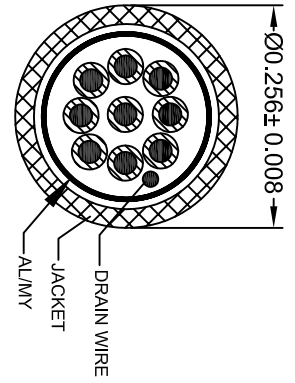
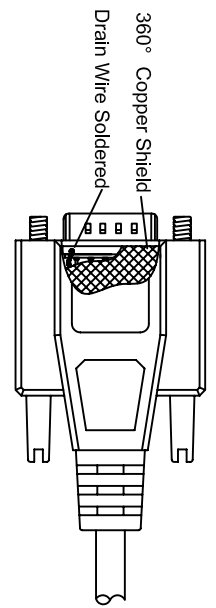
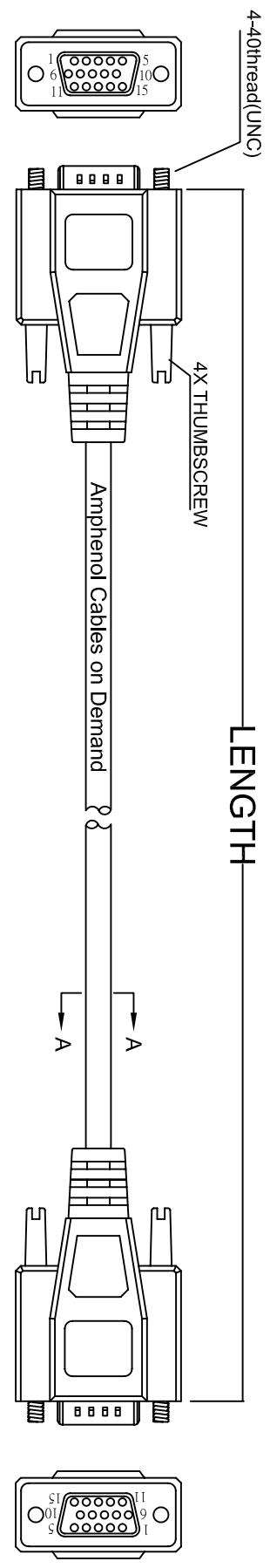


THE INFORMATION CONTAINED IN THIS DRAWING IS THE SOLE PROPERTY OF AMPHENOL CABLES ON DEMAND. ANY REPRODUCTION OR DISCLOSURE TO THIRD PARTIES, IN PART OR WHOLE, WITHOUT THE EXPRESS WRITTEN PERMISSION OF AMPHENOL CABLES ON DEMAND IS PROHIBITED.

REV.	DESCRIPTION	DATE	APPROVED
A1	NEW RELEASE	07/31/06	
A1	Change Part Number	17/11/06	



PIN OUT: 1 TO 1

Male	Male
PIN1	PIN1
PIN2	PIN2
PIN3	PIN3
PIN4	PIN4
PIN5	PIN5
PIN6	PIN6
PIN7	PIN7
PIN8	PIN8
PIN9	PIN9
PIN10	PIN10
PIN11	PIN11
PIN12	PIN12
PIN13	PIN13
PIN14	PIN14
PIN15	PIN15
SHIELD	SHIELD

LENGTH & P/N Table

LENGTH	P/N	Cable Color
2.5FT ± 1 inch	CS-DSDHD15MM0-002.5	GREY
5FT ± 2 inch	CS-DSDHD15MM0-005	GREY
7.5FT ± 2 inch	CS-DSDHD15MM0-007.5	GREY
10FT ± 3 inch	CS-DSDHD15MM0-010	GREY
15FT ± 3 inch	CS-DSDHD15MM0-015	GREY
25FT ± 4 inch	CS-DSDHD15MM0-025	GREY



UNLESS OTHERWISE SPECIFIED DIMENSIONS ARE IN INCHES TOLERANCES ARE:

DECIMALS	±.XX	ANGLES	±.X°
X	±.XX		
XX	±.XX		
XXX	±.XXX		

THIRD ANGLE PROJECTION

EAR NO.	DATE	DATE

APPROVALS

DRAWN	LF	17/11/06
CHECKED	BA	17/11/06
RESP' ENG		
MFG ENG		

20 VALLEY ST. ENDCOTT, NY 13760

Amphenol Cables on Demand

ASM CBL Deluxe High Density 15PIN D-Sub MM

SIZE DWG. NO. CS-DSDHD15MM0-XXX

SCALE SHEET OF

REV. A1



4 3 2 1