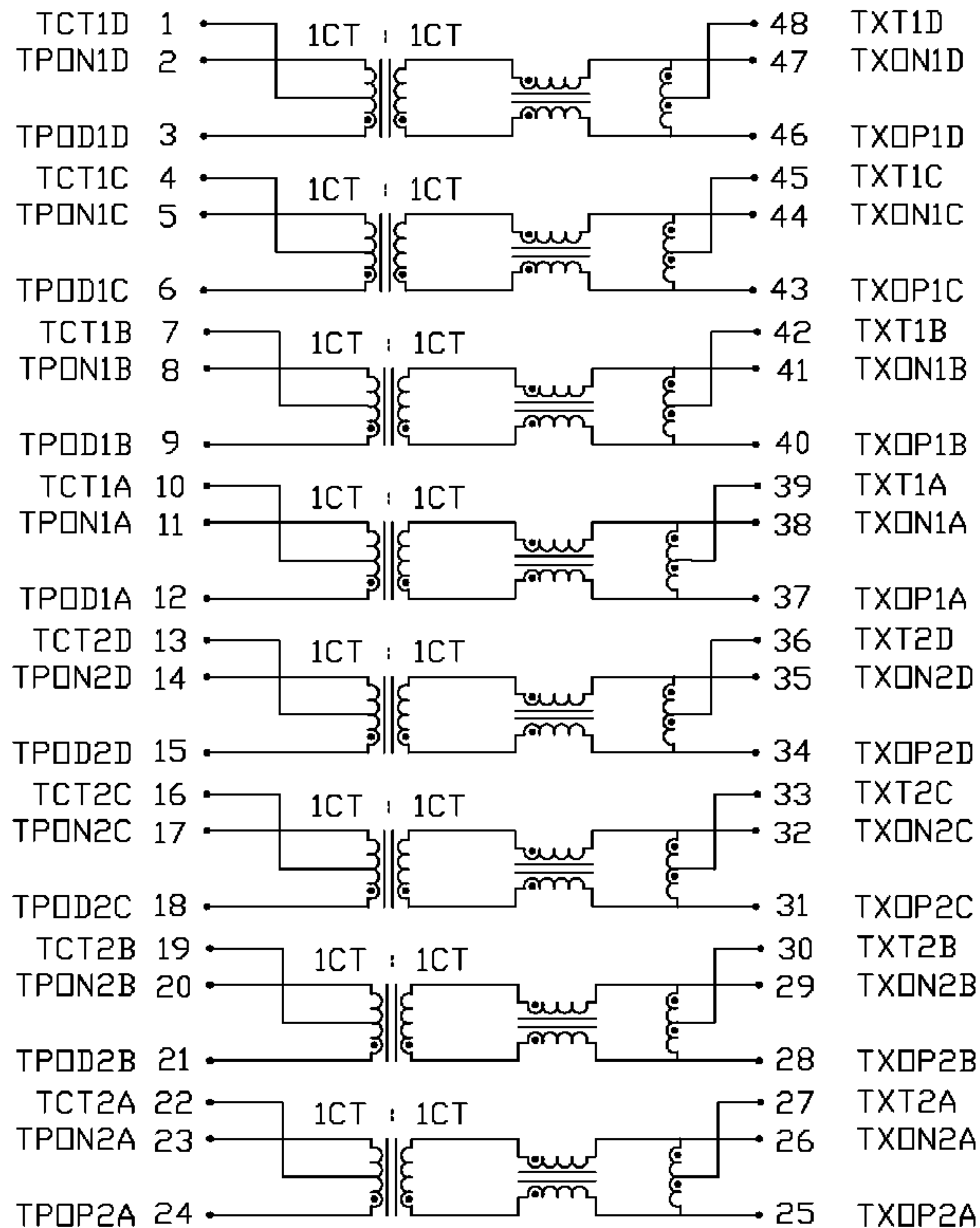


THE INFORMATION CONTAINED HEREIN IS CONSIDERED "PROPRIETARY" TO BEL FUSE INC. AND SHALL NOT BE COPIED, REPRODUCED OR DISCLOSED WITHOUT THE WRITTEN APPROVAL OF BEL FUSE INC.



SCHEMATIC



ELECTRICAL CHARACTERISTICS @ 25°C

URNS RATIO

Tx SIDE: 1CT : 1CT

CL

350μH MIN.

@100kHz, 100mV, WITH 8mA DC BIAS.

PIN (46-47), (43-44), (40-41), (37-38)

PIN (34-35), (31-32), (28-29), (25-26)

INSERTION LOSS

FREQ.	1MHz	65MHz	100MHz	125MHz
MAX.	1.1dB	0.5dB	0.9dB	1.5dB

RETURN LOSS

MEASURED UNDER A
100 Ω ENVIRONMENT

18dB MIN. @ 0.5 TO 40 MHz

12-20LOG(f/80MHz)dB MIN. @ 40 TO 100MHz.

COMMON TO COMMON

MODE REJECTION

30dB MIN. @ 0.1 TO 100MHz.

CROSSTALK

33-20LOG(f/100MHz)dB MIN. @ 1 TO 100MHz.

HIPOT

PER HAND-WORK-03

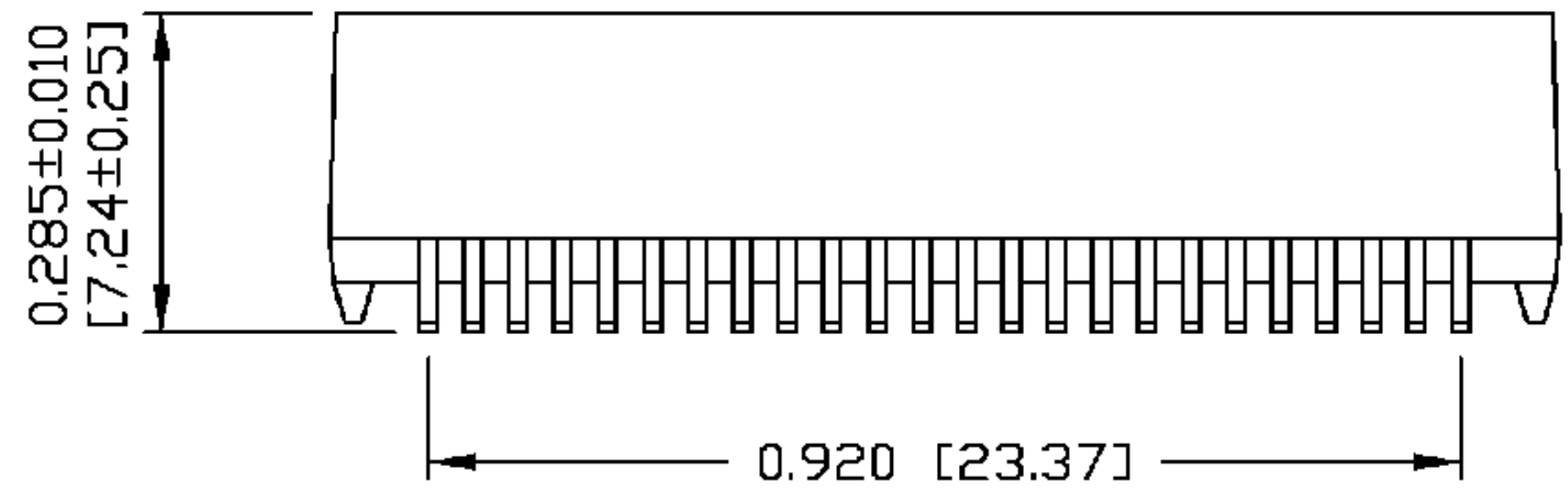
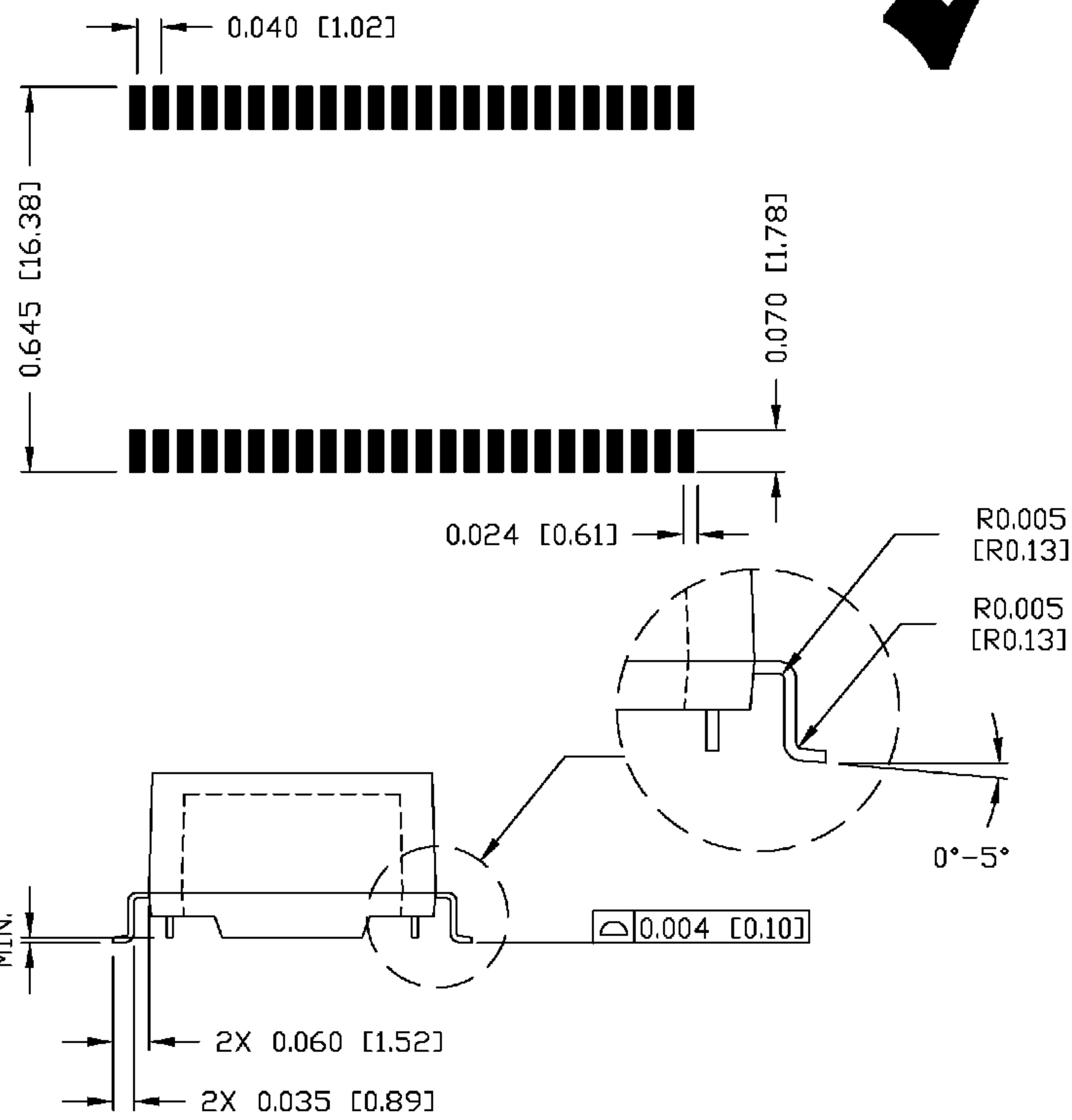
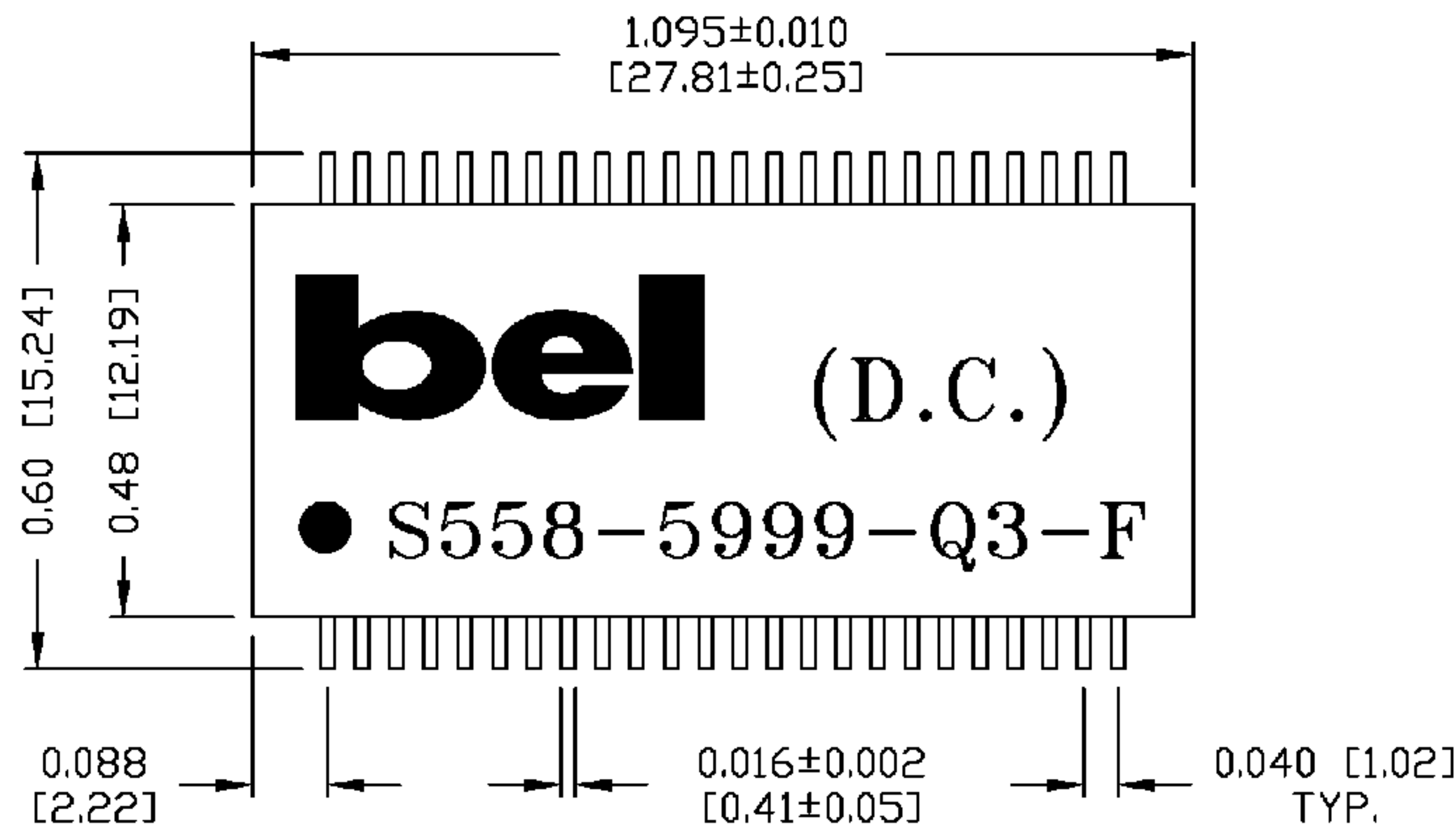
ORIGINATED BY	DATE	TITLE	PART NO. / DRAWING NO.	STANDARD DIM. TOL. IN INCH	[] METRIC DIM. AS REFERENCE
HO	08-10-05	DUAL 1000BASE-T	X5585999Q3-F	.X	UNIT : INCH [mm] REV. : A
DRAWN BY	DATE	S558-5999-Q3-F	FILE NAME	.XX	SCALE : N/A SIZE : A4
DQ Chen	08-10-05		X5585999Q3FA.DWG	.XXX	PAGE : 2



THE INFORMATION CONTAINED HEREIN IS CONSIDERED "PROPRIETARY" TO BEL FUSE INC. AND SHALL NOT BE COPIED, REPRODUCED OR DISCLOSED WITHOUT THE WRITTEN APPROVAL OF BEL FUSE INC.



SUGGESTED PCB PAD LAYOUT



NOTES:

- STANDARD MARKING REFER TO DOC. HAND-WORK-04.
- PACKAGE CODE: "QVS001".

ORIGINATED BY	DATE	TITLE	PART NO. / DRAWING NO.	STANDARD DIM. TOL. IN INCH	[] METRIC DIM. AS REFERENCE	 COMPONENTS FOR A CONNECTED PLANET
HO	08-10-05	MECHANICAL DRAWING	X5585999Q3-F	.X	UNIT : INCH [mm]	
DRAWN BY	DATE	S558-5999-Q3-F	FILE NAME	.XX ±0.01	SCALE : N/A	
DQ Chen	08-10-05	X5585999Q3FA.DWG		.XXX ±0.005	REV. : A SIZE : A4 PAGE : 3	