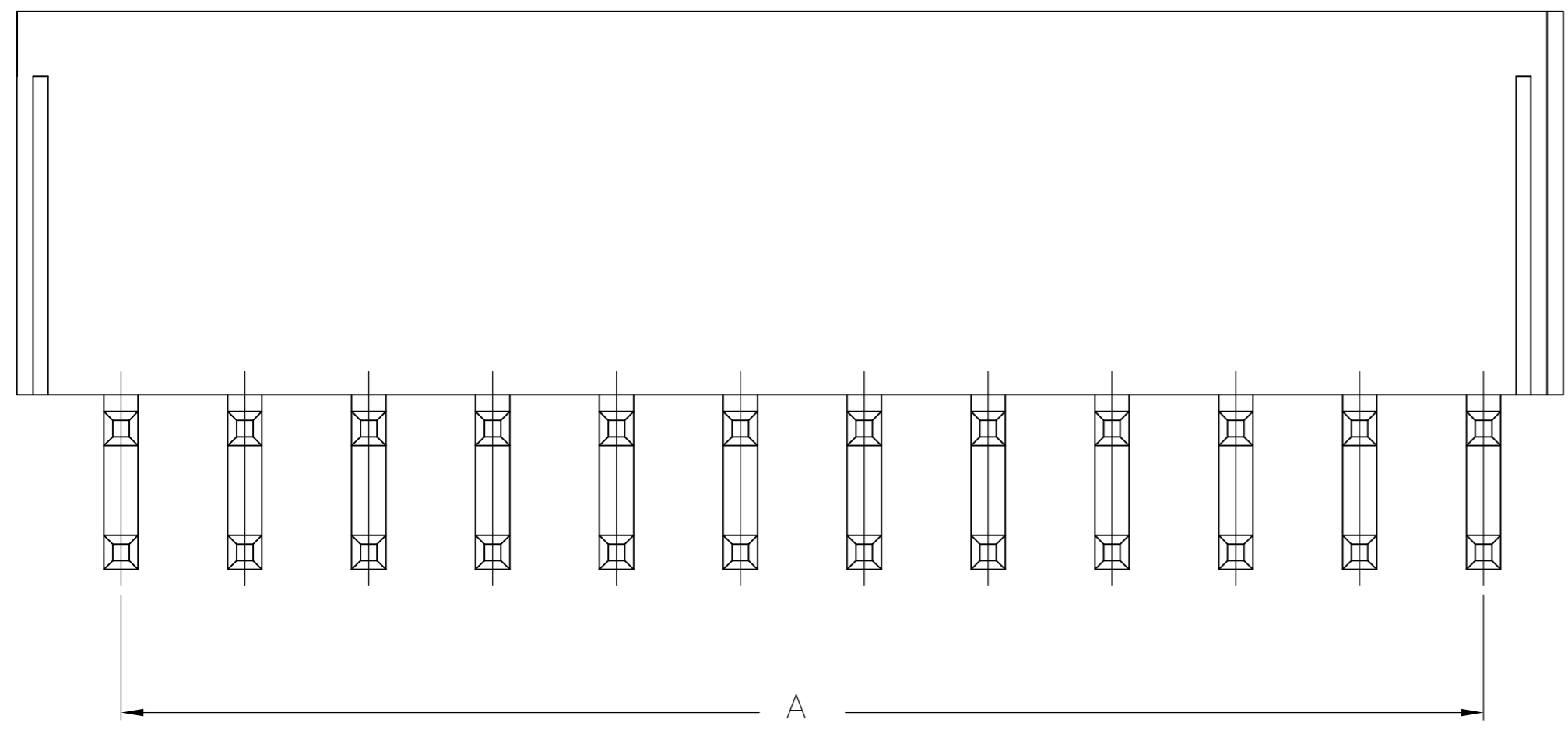
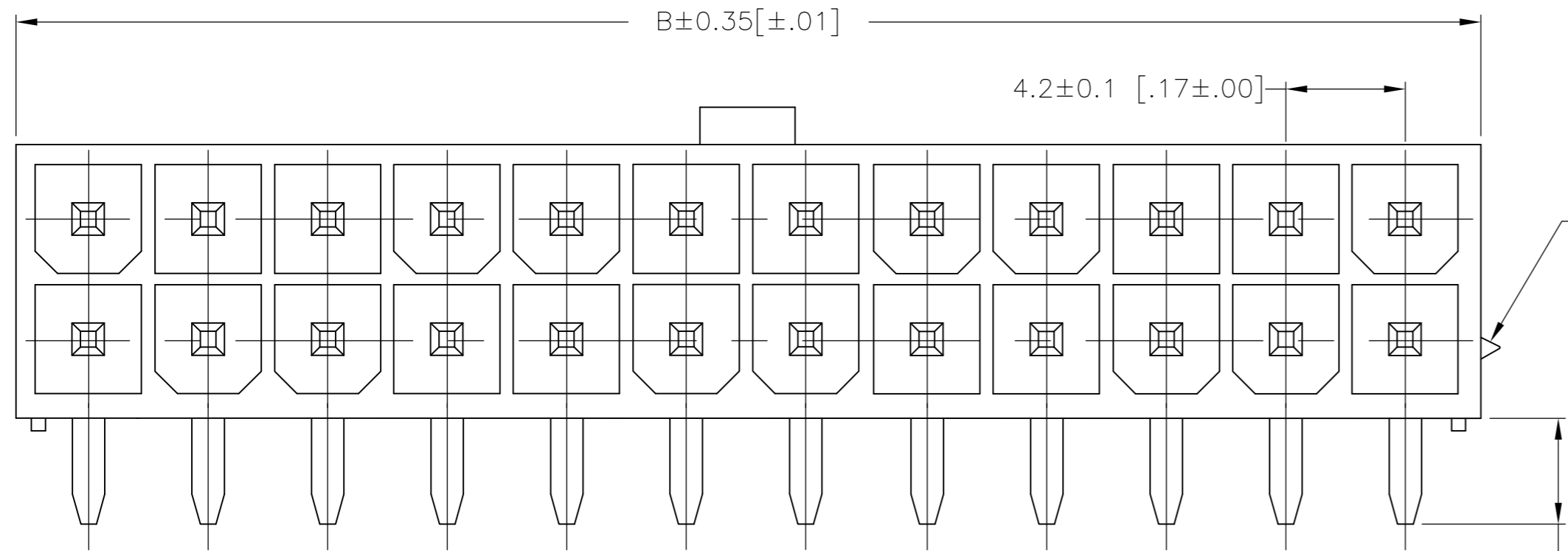
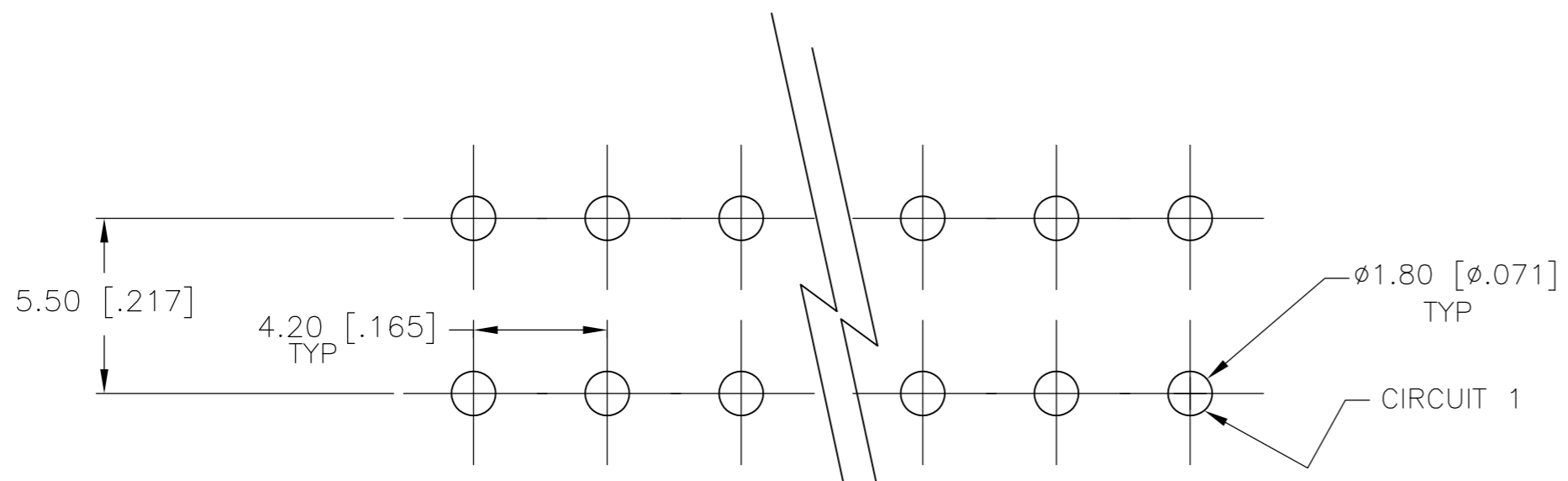
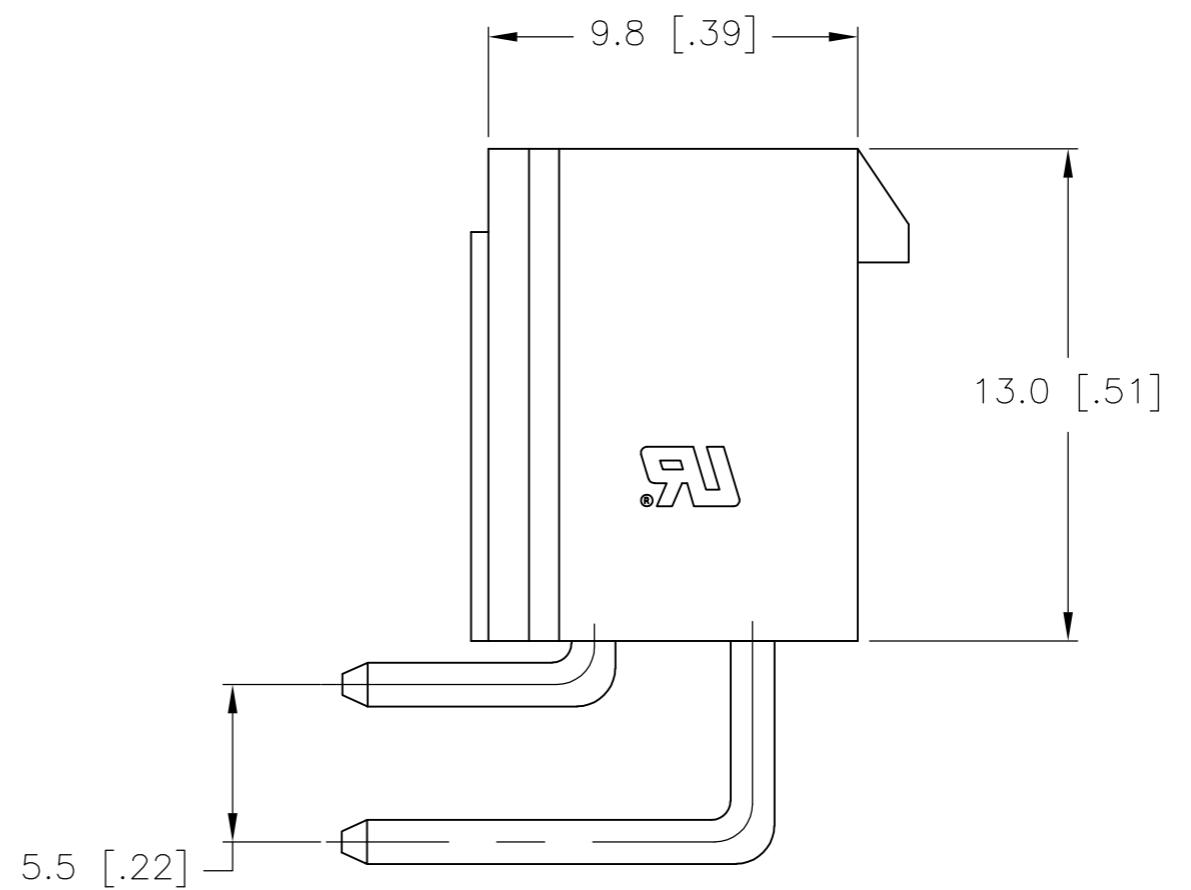


THIS DRAWING IS UNPUBLISHED. RELEASED FOR PUBLICATION
 © COPYRIGHT BY TYCO ELECTRONICS CORPORATION. ALL RIGHTS RESERVED.


LOC		DIST		REVISIONS			
P	LTR	DESCRIPTION		DATE	DWN	APVD	
	D	REVISED PER ECR 10-018921		13SEPT10	JR	TM	



- 1 MATERIAL: HOUSING: POLYAMIDE, UL94V-2, WHITE
CONTACTS: BRASS, TIN-PLATED
- 2 FLAMMABILITY V2 FOR THICKNESS 0.38mm, 1.5mm, and 3.0mm PER IEC 60695-11-10.
- 3 GLOW-WIRE FLAMMABILITY (GWFI) 800°C FOR THICKNESS 0.38mm AND 0.75mm PER IEC 60695-2-12.
- 4 GLOW-WIRE FLAMMABILITY (GWFI) 960°C FOR THICKNESS 1.5mm AND 3.0mm PER IEC 60695-2-12.
- 5 GLOW-WIRE IGNITION (GWIT) 825°C FOR THICKNESS 0.38mm, 0.75mm, 1.5mm AND 3.0mm PER IEC 60695-2-13.



PCB LAYOUT: COMPONENT SIDE
 RECOMMENDED BOARD THICKNESS 1.60 [.063]



24	46.2±0.2 [1.82±.01]	51.6 [2.03]	2-1586863-4
22	42.0±0.2 [1.65±.01]	47.4 [1.87]	2-1586863-2
20	37.8±0.2 [1.49±.01]	43.2 [1.70]	2-1586863-0
18	33.6±0.2 [1.32±.01]	39.0 [1.54]	1-1586863-8
16	29.4±0.2 [1.16±.01]	34.8 [1.37]	1-1586863-6
14	25.2±0.2 [.99±.01]	30.6 [1.21]	1-1586863-4
12	21.0±0.2 [.83±.01]	26.4 [1.04]	1-1586863-2
10	16.8±0.1 [.66±.00]	22.2 [.87]	1-1586863-0
8	12.6±0.1 [.50±.00]	18.0 [.71]	1586863-8
6	8.4±0.1 [.33±.00]	13.8 [.54]	1586863-6
4	4.2±0.1 [.17±.00]	9.6 [.38]	1586863-4
2	4.2±0.1 [.17±.00]	5.4 [.21]	1586863-2
POS	A	B±0.35[±.01]	PART NUMBER

2-1586863-4 SHOWN

THIS DRAWING IS A CONTROLLED DOCUMENT.		DWN K. WHITAKER 11JUL2007	Tyco Electronics Corporation Harrisburg, PA 17105-3608	
DIMENSIONS: mm [INCHES]		CHK C. CASH 11JUL2007	NAME RIGHT ANGLE HEADER, WITHOUT PEGS VAL-U-LOK(TM)	
TOLERANCES UNLESS OTHERWISE SPECIFIED: 0 PLC ± 1 PLC ± 2 PLC ± 0.5 [.02] 3 PLC ± 0.25 [.010] 4 PLC ± 0.150 [0059] ANGLES ±		APVD C. CASH 11JUL2007	SIZE A2	
MATERIAL 1		FINISH	CAGE CODE 00779	DRAWING NO C=1586863
CUSTOMER DRAWING		WEIGHT	RESTRICTED TO -	SCALE 1 OF 1
			REV D	