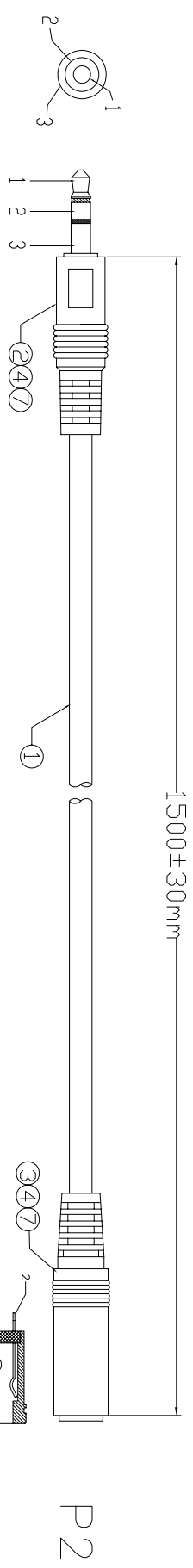
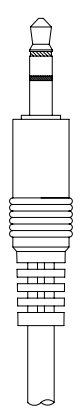


UNIT:mm

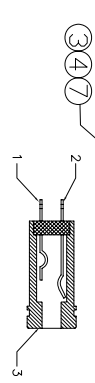


P1



CONN OUTER MOLD: WM-020

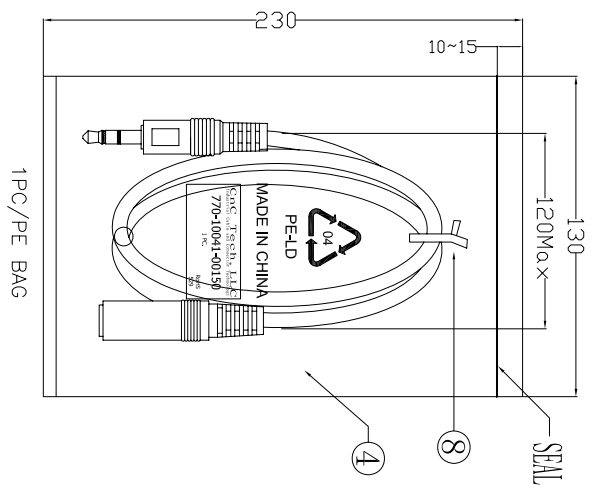
P2



CONN OUTER MOLD: WM-021

PIN ASSIGNMENT	
P1	P2
1 RED	1
2 WHITE	2
3 SPIRAL	3

Electronic Test:
 1.100% Test,(Open,Short,Miss Wire)
 2.Contact Resistance:2 ohm max.
 3.Insulation Resistance:10M ohm min.
 4.Hi-Pot:300V DC/10ms



⑧	TIE	1	BLACK L=80mm
⑦	TUBE	2	HEAT SHRINK TUBE BLACK OD1.5*115mm.
⑥	PE BAG	1/10	CLEAR SIZE:280*330*0.05mm PRINT BLACK*MADE IN CHINA*~"10PCS"
⑤	PE BAG	1	CLEAR SIZE:130*230*0.05mm PRINT BLACK*MADE IN CHINA*
④	OUT JACKET	5.5g	OUTER MODEL PVC 45P COLOR BLACK
③	CONN	1	3.5ST FEMALE OD8.0*ID3.5mm L=23mm MOLD TYPE NI-PLATED INSULATOR COLOR:BLACK
②	CONN	1	3.5ST MALE Troy6.0mm L=30mm MOLD TYPE NI-PLATED INSULATOR COLOR:BLACK
①	CABLE	1	NOLU 28AWG(7/0.12 TO)*2C(RED/WHITE)*S(43/0.12 TO) JACKET BLACK OD:3.0MM

SPECIFICATION

CNC Tech, LLC
 Industrial Cable and Connector Technology

DRAWN BY	LICHENG	DRAWING NO.	
CHECKED BY		CUSTOMER	
APPROVAL BY		ITEM NO.	770-10041-00150
DECIDE BY		DATE	2012-12-17
VERSIONS/EDITEDN	A/0	PROJECTION	