


MSTBO 2,5/ 3 G1R THRR44 BK

Order No.: 2915229



<http://eshop.phoenixcontact.de/phoenix/treeViewClick.do?UID=2915229>

Header, Nominal current: 16 A, Rated voltage (III/2): 320 V, Number of positions: 3, Pitch: 5 mm, Color: black, Metal surface: Sn, Assembly: Taped SMD/THT/THR components

Commercial data	
GTIN (EAN)	 4 046356 157995
Note	Made-to-order
sales group	F057
Pack	170 pcs.
Customs tariff	85366990
Catalog page information	Page 245 (CC-2009)

Product notes

WEEE/RoHS-compliant since:
09/18/2006



<http://www.download.phoenixcontact.com>
Please note that the data given here has been taken from the online catalog. For comprehensive information and data, please refer to the user documentation. The General Terms and Conditions of Use apply to Internet downloads.

Technical data

Dimensions / positions	
Pitch	5 mm
Dimension a	10 mm
Number of positions	3
Pin dimensions	1 x 1

Pin spacing	5.00 mm
Hole diameter	1.6 mm

Technical data

Range of articles	MSTBO 2,5/...-G1R-THR
Insulating material group	I
Rated surge voltage (III/3)	4 kV
Rated surge voltage (III/2)	4 kV
Rated surge voltage (II/2)	4 kV
Rated voltage (III/2)	320 V
Rated voltage (II/2)	400 V
Connection in acc. with standard	EN-VDE
Nominal current I_N	16 A
Nominal voltage U_N	250 V
Maximum load current	16 A
Insulating material	PA
Inflammability class acc. to UL 94	V0
Nominal voltage, UL/CUL Use Group B	300 V
Nominal current, UL/CUL Use Group B	12 A
Nominal voltage, UL/CUL Use Group D	300 V
Nominal current, UL/CUL Use Group D	10 A

Certificates / Approvals



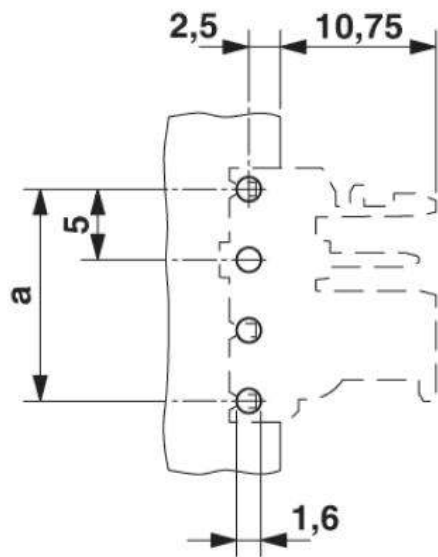
Certification CUL, UL

Accessories

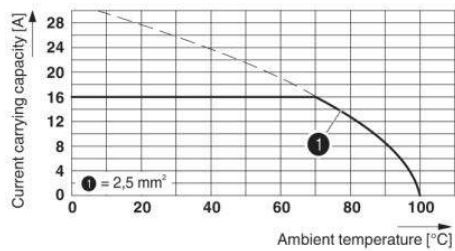
Item	Designation	Description
General		
2199618	CR MSTBO-G1	Coding section

Diagrams/Drawings

Drilling plan/solder pad geometry



Diagram



Address

PHOENIX CONTACT Deutschland GmbH
Flachmarktstr. 8
32825 Blomberg, Germany
Phone +49 5235 3 12000
Fax +49 5235 3 41200
<http://www.phoenixcontact.de>



© 2010 Phoenix Contact
Technical modifications reserved;