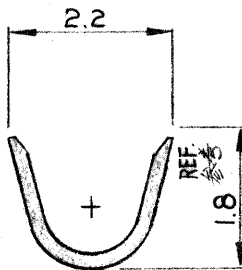
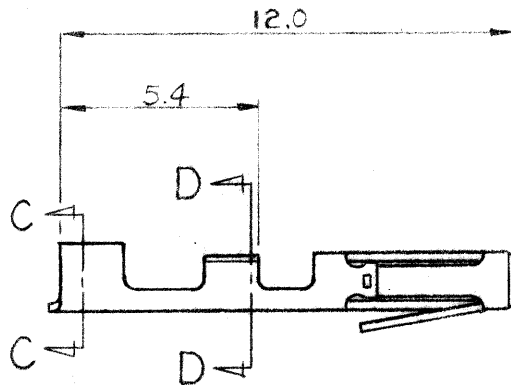
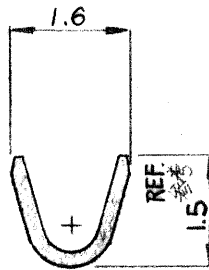


断面 A-A
SECT.



断面 C-C
SECT.



断面 D-D
SECT.

注記

- 製品規格 : 108-5174
- 取付通用規格 : 114-5076
- 相当品 P/N : 181270-1

NOTES

- PRODUCT SPEC. : 108-5174
- APPLICATION SPEC. : 114-5076
- SIMILAR TO 181270-1

752936-1 HAND TOOL No 手動工具 No	172788-1 STRIP P/N 連鎖状端子	0.38 Au PL. ON CONTACT AREA - OTHERS ARE NI PL. 接触部 0.38μ以上の部分をAuめっき 残部ニッケルめっき	172790-1 型番 P/N
		0.12 ~ 0.38 (mm) AWG 22 - #26 絶縁外径 INSULATION DIA	0.9 ~ 1.55 (mm) IN
0, REVISED (ECN No J84-7505) J.G. S.M. 2-13-84		0, RELEASED (ECN No J82-6500) S.M.	
LTR 変更 (REVISION RECORD) DR CHK DATE		LTR 変更 (REVISION RECORD) DR CHK DATE	
DR APR-28-82 DE APR-28-82		DR APR-28-82 DE APR-28-82	
CHK 5-17-82 APP 5-17-82		CHK 5-17-82 APP 5-17-82	
TOLERENCE EXCEPT AS NOTED		TOLERENCE EXCEPT AS NOTED	
±0.4		±0.15	
±1.0		±1.0	
TRADE MARK		TRADE MARK	
MATERIAL PHOS-BR. 以青銅 0.22t		MATERIAL PHOS-BR. 以青銅 0.22t	
FINISH SEE TABLE 表参照		FINISH SEE TABLE 表参照	
WIRE CLASS		WIRE CLASS	
WIRE TYPE		WIRE TYPE	
LOC SIZE 番号 NO		LOC SIZE 番号 NO	
JA C-172790		JA C-172790	
REV		REV	
0,		0,	
REC. CONTACT, AMP MOD. MOD. II CRIMP-ON · SNAP-IN P/N モジュ モデル II · 圧着型 コンタクト			

単位：此 DIMENSIONS IN MM DO NOT SCALE PRINT