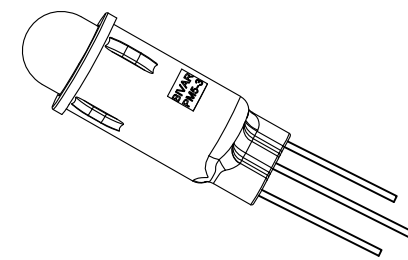
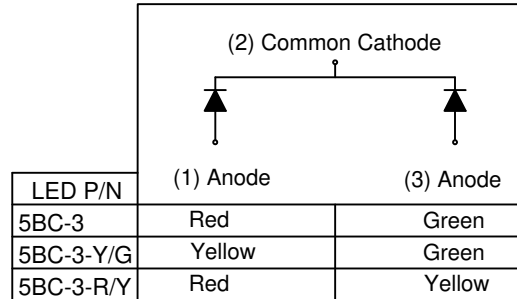
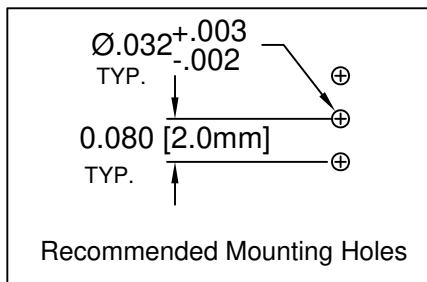
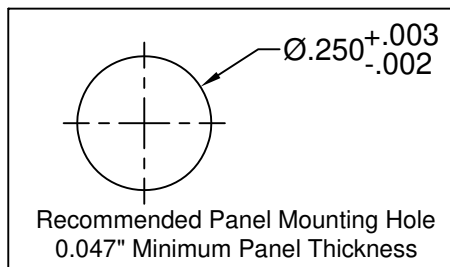
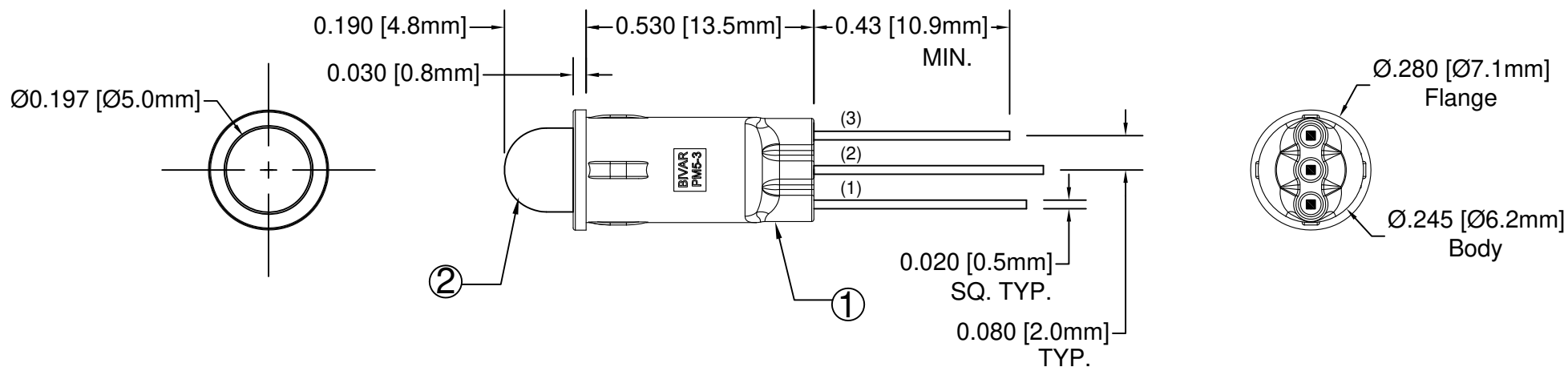


ITEM	Q'TY	PART NUMBER	PART DESCRIPTION
1	1	PM5-3	LED Holder, 3-Lead Panel Mount, Press Fit, 5mm
2	1	5BC-3-XX	T1 ¼ (5mm) 3-Lead Shouldered Bi-Color LED, See Page 2

REV.	DESCRIPTION	DATE	APPROVED
A	Engineering Release	12/02/08	T. Y.
B	Updated Recommended Mounting Hole	07/13/09	T. Y.
C	Updated 5BC-3 LED on Polarity Diagram	09/01/09	T. Y.
D	Added Optical/Electrical Data	05/21/15	J. C.
E	Engineering Update w/o Changes	08/14/16	J. C.



EXAMPLE:  
PM53 - BC  
Emitted Colors  
3-Lead Panel Mount Series


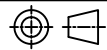
## ABSOLUTE MAXIMUM RATINGS (Ta = 25°C)

REVERSE VOLTAGE	5V
REVERSE CURRENT (VR=5V)	100µA
OPERATING TEMPERATURE RANGE	-25°C ~ 85°C
STORAGE TEMPERATURE	-30°C ~ 100°C
LEAD SOLDERING TEMPERATURE (1/16" FROM BODY)	260°C for 5 Seconds

STANDARD TOLERANCE (UNLESS OTHERWISE SPECIFIED)		BIVAR®	
DECIMALS	ANGULAR	4 THOMAS, IRVINE, CA. 92618	
.X ± .1	X° ± 1°	TEL: (949) 951-8808 FAX: (949) 951-3974	
.XX ± .02		TITLE: T1 ¼ (5mm) PANEL MOUNT ASSEMBLY, 3-LEAD BI-COLOR	
.XXX ± .010		PART NO: PM53-XX REVISION: E	
DESIGNED: B. Oliver	DATE: 12/02/08	CAGE CODE : 32559 SHEET # 1 OF 2	
CHECKED: F. Jensen	DATE: 12/02/08	CAD GENERATED DOCUMENT. DO NOT MEASURE DRAWING.	

REV.	DESCRIPTION	DATE	APPROVED
	SEE SHEET #1		

Assy P/N	Chip			Lens Appearance	Electro-Optical Data @ 20mA				Viewing Angle 2θ ½ (Deg)	LED P/N	
	Material	Peak Wave Length λp (nm)	Emitted Color		If (mA)	Vf (V)		Iv (mcd)			
						MAX	TYP	MAX			TYP
PM53-BC	GaAsP/GaP	625	RED	WHITE DIFFUSED	30	2.0	2.8	35	40	5BC-3	
	GaP/GaP	568	GREEN		30	2.1	2.8	35			
PM53-YG	GaAsP/GaP	590	YELLOW	WHITE DIFFUSED	30	2.0	2.8	30	40	5BC-3-Y/G	
	GaP/GaP	568	GREEN		30	2.1	2.8	35			
PM53-RY	GaAsP/GaP	625	RED	WHITE DIFFUSED	30	2.0	2.8	35	40	5BC-3-R/Y	
	GaAsP/GaP	590	YELLOW		30	2.0	2.8	30			

STANDARD TOLERANCE ( UNLESS OTHERWISE SPECIFIED ) DECIMALS                      ANGULAR		 <b>BIVAR</b> <sup>®</sup> 4 THOMAS, IRVINE, CA. 92618 TEL: (949) 951-8808    FAX: (949) 951-3974		
				<b>TITLE:</b> T1 ¼ (5mm) PANEL MOUNT ASSEMBLY, 3-LEAD BI-COLOR
DESIGNED: <b>B. Oliver</b>	DATE: <b>12/02/08</b>	<b>PART NO:</b> <b>PM53-XX</b>		REVISION: <b>E</b>
CHECKED: <b>F. Jensen</b>	DATE: <b>12/02/08</b>	<b>CAGE CODE : 32559</b>		<b>SHEET # 2 OF 2</b>
CAD GENERATED DOCUMENT. DO NOT MEASURE DRAWING.				