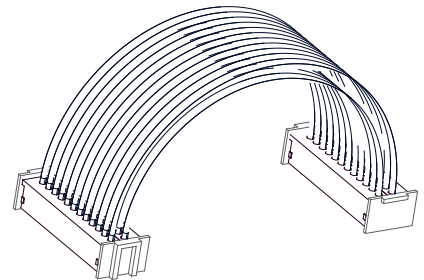




THIS DRAWING CONTAINS INFORMATION THAT IS PROPRIETARY TO J.S.T. AND SHALL NOT BE USED OR SHOWN WITHOUT WRITTEN PERMISSION.

|      |          |               |              |
|------|----------|---------------|--------------|
| ITEM | QTY.     | PART NO.      | DESCRIPTION  |
| 1    | 4        | 12KR-6S-P     | KR CONNECTOR |
| 2    | 2,664 mm | UL1061, 26AWG | BLUE         |
| 3    | 2        | KRWH-24C-H    | GRAY         |



**JST**

| Electrical Specifications |            |
|---------------------------|------------|
| Current:                  | 1.0A AC/DC |
| Voltage:                  | 100V AC/DC |

|  |  |   |  |
|--|--|---|--|
| DIMENSIONS<br>All dimensions are in MM with a tolerance of +/- 5.0 unless otherwise specified. |  | SCALE<br>1:1                            | DESCRIPTION<br>2.0 mm Pitch KRW Catalog Standard Assembly - 4" Inside Length |
| DRAWN BY<br>STEVEN PILKINGTON  |  | ASSEMBLY PART NO.<br>A24KRW24KRW26E102C |  |
| CHECKED BY<br>CHELSEA COLE   |  | DRAWING NO.<br>GAM-1060                 | DATE<br>10/25/2021   |

|      |             |      |    |
|------|-------------|------|----|
| REV. | DESCRIPTION | DATE | BY |
|      |             |      |    |

4 | 3 | 2 | 1