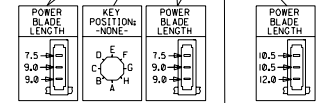
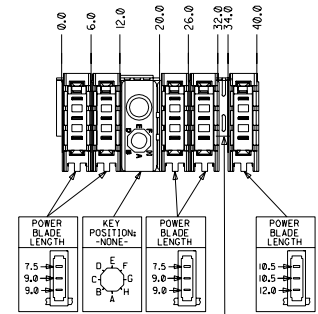
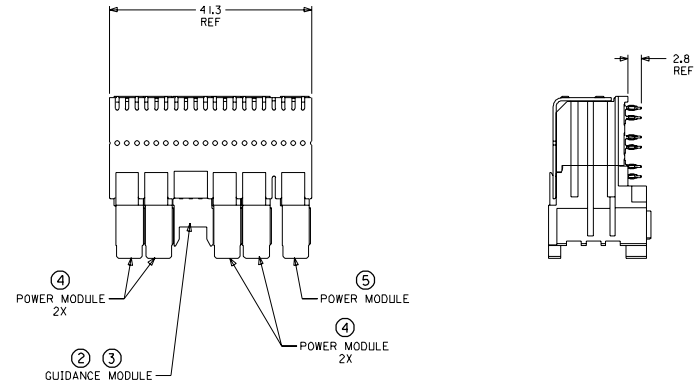


NOTES:

1. POSITION OF TAILS TO BE INSPECTED USING TAIL TEMPLATE P/N 74047-0019.
2. PARTS TO BE PACKAGED PER PK-70873-5041. QTY PER TUBE: 11
3. MARK LABEL WITH PART NUMBER AND DATE CODE.
4. ASSEMBLE MODULES TO STIFFENER PER DRAWING E-74046-003.

ITEM	PART NUMBER	DESCRIPTION	QTY
1	74046-0041	STIFFENER	1
2	74037-0008	POLARIZING/GUIDE MODULE	1
3	73726-0000	GUIDE MODULE MNTG SCREW	1
4	74026-8221	POWER MODULE	4
5	74026-8433	POWER MODULE	1



CUSTOMER: TELLUM

INITIAL RELEASE EC NO. UDT2002-0492 DRAWN: ATP 01/09/24 CHKD: LAURX 01/09/24 APPR: BIXLER 01/09/24	QUALITY SYMBOLS MAJOR: CRITICAL:	GENERAL TOLERANCES: UNLESS SPECIFIED	SCALE: 2:1 DESIGN UNITS: <input checked="" type="checkbox"/> mm <input type="checkbox"/> INCH	DIMENSIONS: <input type="checkbox"/> mm <input type="checkbox"/> INCH <input checked="" type="checkbox"/> mm ONLY	SHT: REV:		
		4 PLACES ±0. -- 2. -- 3 PLACES ±0. -- 2. -- 2 PLACES ±0.05 2. -- 1 PLACE ±0.13 2. --	DRAWN BY & DATE ATP 01/09/24	TITLE: 8 ROW HSD DAUGHTERCARD ASSEMBLY DRAWING			
		ANGLUAR: ± 2°	CHECKED BY & DATE LAURX 01/09/24	APPROVED BY & DATE BIXLER 01/09/24			
		DRAFT WHERE APPLICABLE MUST REMAIN WITHIN DIMENSIONS	CAD FILENAME E-74680-054	MATERIAL NO. 74680-0054	DRAWING NO. E-74680-054	SHEET NO. 1 OF 1	SIZE D