


HC-KA-B 16-ST/PER

Order No.: 1772900

<http://eshop.phoenixcontact.de/phoenix/treeViewClick.do?UID=1772900>

HEAVYCON terminal adapter male insert, B16 series, 16. pos., protective conductor connection on the right for the left side of the control cabinet, screw connection; contact inserts with screw, crimp, and QUICKON connections usable as mating connectors.

Commercial data	
GTIN (EAN)	 4 017918 037512
sales group	D004
Pack	5 pcs.
Customs tariff	85369010
Catalog page information	Page 382 (PC-2007)

Product notesWEEE/RoHS-compliant since:
12/01/2005

<http://www.download.phoenixcontact.com>
Please note that the data given here has been taken from the online catalog. For comprehensive information and data, please refer to the user documentation. The General Terms and Conditions of Use apply to Internet downloads.

Technical data	
Electrical characteristics	
Note	For HEAVYCON ADVANCE panel mounting flange and HEAVYCON panel mounting base of type B16. Contact inserts with screw, crimp, and QUICKON connections can be used as mating connectors.

Number of positions	16
Connection in acc. with standard	IEC / EN
Rated voltage (III/3)	400 V
Rated surge voltage	6 kV
Rated current	16 A

Mechanical characteristics

Design	B16
Connection method	Screw connection
Tightening torque	0.5 Nm ... 0.8 Nm
Stripping length of the individual wire	14 mm
Conductor cross-section	0.2 mm ² ... 2.5 mm ²
Connection cross-section AWG	22 ... 12

General characteristics

Contact material	Copper alloy
Contact surface material	Ag
Contact carrier material	PA / PC
Terminal adapter width	59.3 mm
Pollution degree	3
Surge voltage category	III
Inflammability class acc. to UL 94	V0
Connection in acc. with standard	IEC / EN
Ambient temperature (operation)	-40 °C ... 125 °C
Assembly instructions	Connectors may be operated only when there is no load/voltage.

Certificates / Approvals



Certification

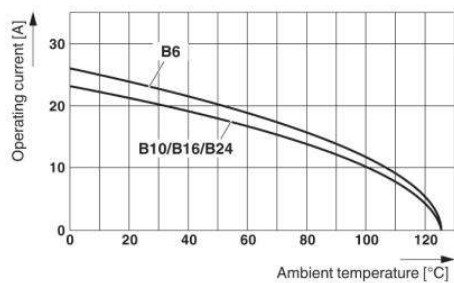
CSA, GOST, UL

Accessories

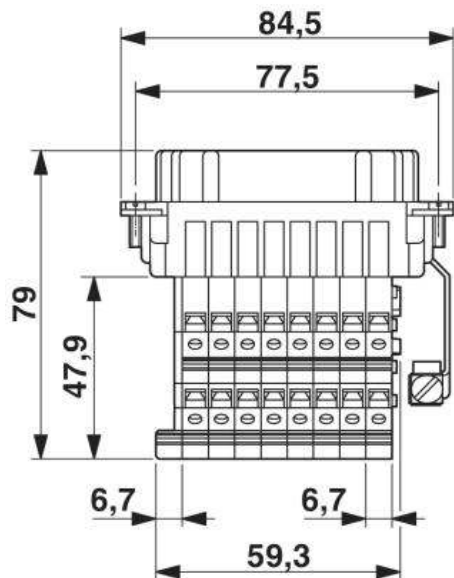
Item	Designation	Description
Assembly		
1775240	HC-KA-FE	Foot element, for mounting on DIN rail NS 32, DIN rail NS 35/7.5 or DIN rail NS 35/15, can be inserted between basic and side element
1660083	HC-VSH	Locking screw barrel, for a firm connection of contact inserts and DIN-rail mountable terminal adapters

Diagrams/Drawings

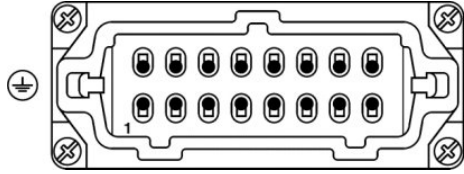
Diagram



Dimensioned drawing



Schematic diagram



Address

PHOENIX CONTACT Deutschland GmbH
Flachmarktstr. 8
32825 Blomberg, Germany
Phone +49 5235 3 12000
Fax +49 5235 3 41200
<http://www.phoenixcontact.de>



© 2010 Phoenix Contact
Technical modifications reserved;