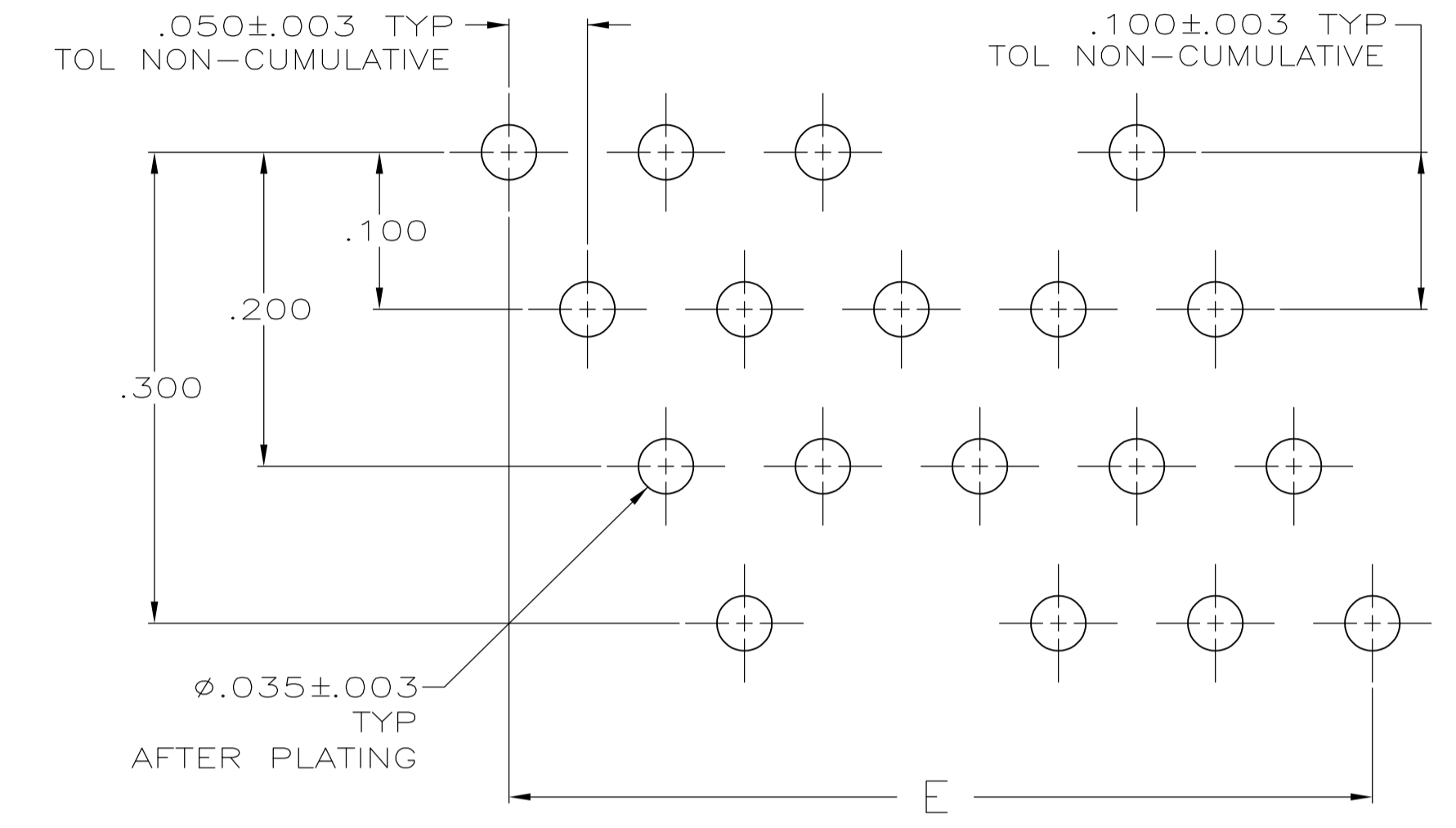
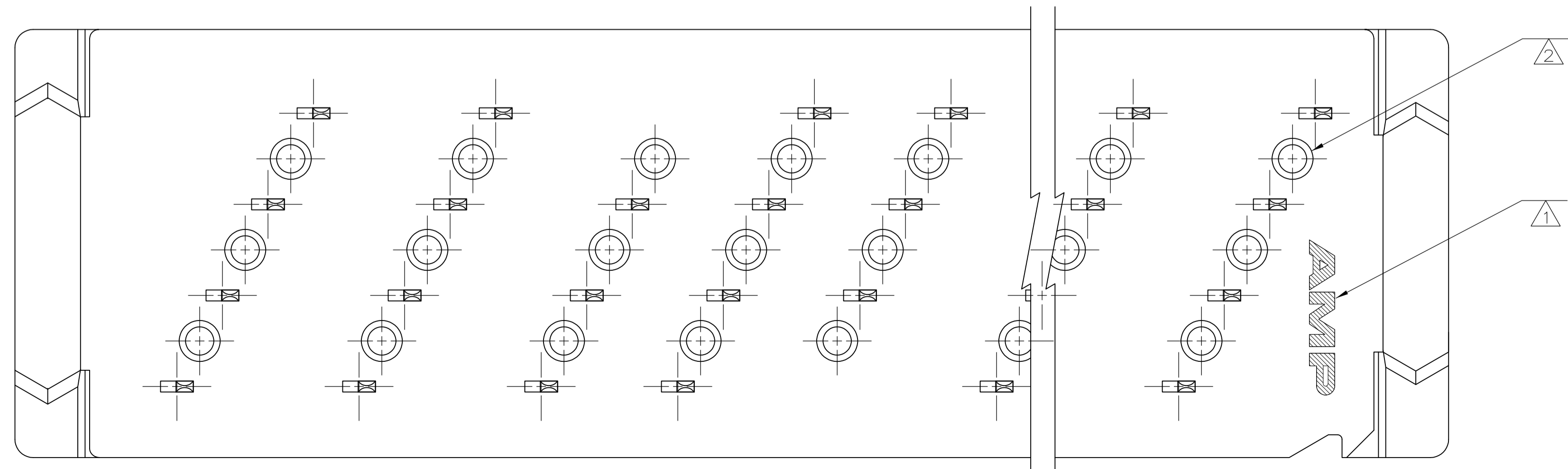
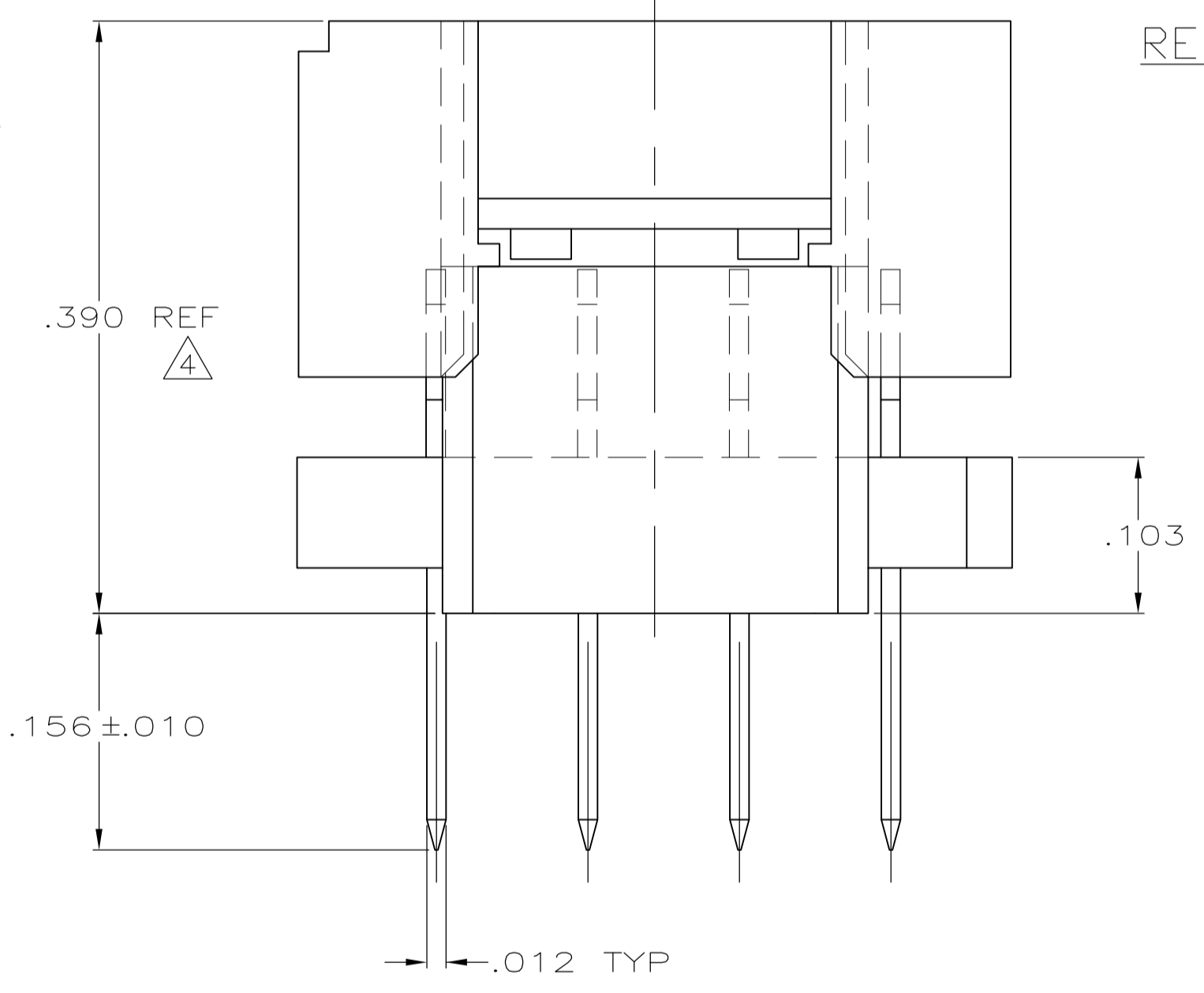
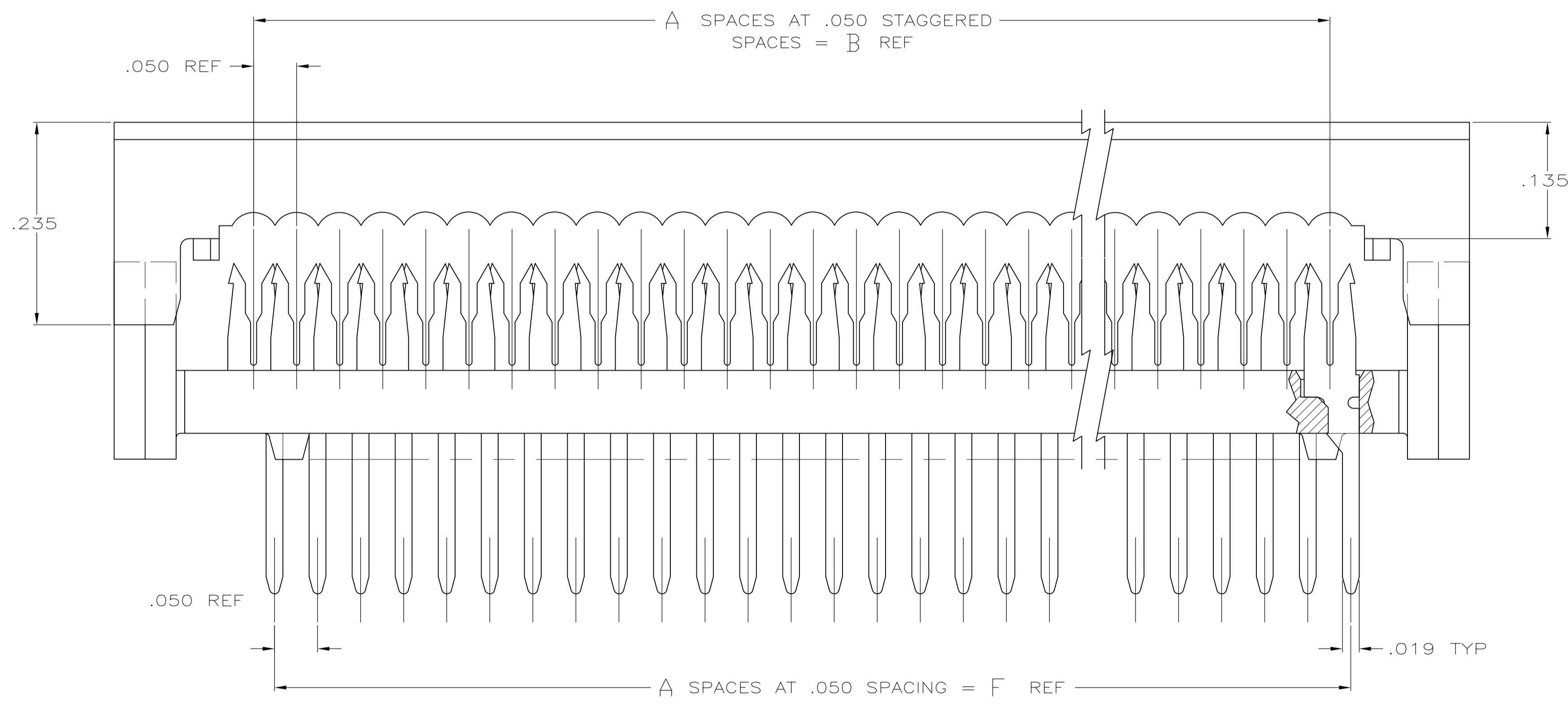


- 1 AMP TRADEMARK LOCATED IN APPROX AREA SHOWN.
- 2 STANDOFFS: POSN 10 (9) STANDOFFS AS SHOWN.
 POSN 26 (21) STANDOFFS, 3 PER DIAGONAL ROW.
 POSN 34 (27) STANDOFFS, 3 PER DIAGONAL ROW.
 POSN 50 (39) STANDOFFS, 3 PER DIAGONAL ROW.
- 3 FINISH: BRIGHT TIN-LEAD .000100-.000200 THK OVER NICKEL .000050 MIN THK.
- 4 HEIGHT AFTER TERMINATION IS .238 REF.
- 5 FINISH: BRIGHT TIN .000100-.000200 THK OVER NICKEL .000050 MIN THK.



RECOMMENDED HOLE LAYOUT



	1.650	1.650	1.974	1.650	1.650	33	34	5-111040-3
	1.250	1.250	1.574	1.250	1.250	25	26	5-111040-2
OBSOLETE	2.450	2.450	2.774	2.450	2.450	49	50	111040-4
	1.650	1.650	1.974	1.650	1.650	33	34	111040-3
	1.250	1.250	1.574	1.250	1.250	25	26	111040-2
OBSOLETE	.450	.450	.774	.450	.450	9	10	111040-1
FINISH	F	E	D	C	B	A	NO OF POSN	PART NUMBER

THIS DRAWING IS A CONTROLLED DOCUMENT.

DIMENSIONS: INCHES	TOLERANCES UNLESS OTHERWISE SPECIFIED:	0. PLC ± -	1. PLC ± -	2. PLC ± -	3. PLC ± .005	4. PLC ± -	ANGLES ± -
MATERIAL: MOLDED PARTS: 94V-0 RATED THERMOPLASTIC, COLOR BLACK CONTACTS: PH BRZ PER QQ-B-750	FINISH: CONTACTS	WEIGHT: -	SIZE: A1	CAGE CODE: 114-40005	DRAWING NO: 111040	RESTRICTED TO: -	SCALE: 10:1

DIN J. PEACHEY 05-MAR-86
 CHK: M. SCULLY 23-MAY-86
 APVD: D. HOFFMAN 23-MAY-86
 NAME: KIT, AMP-LATCH PADDLEBOARD PREASSEMBLED, .156 LONG POSTS SPCL CTRS, FULL TIN PLATED CONTACTS
 CUSTOMER DRAWING

STE TE Connectivity
 SHEET 1 OF 1 REV G