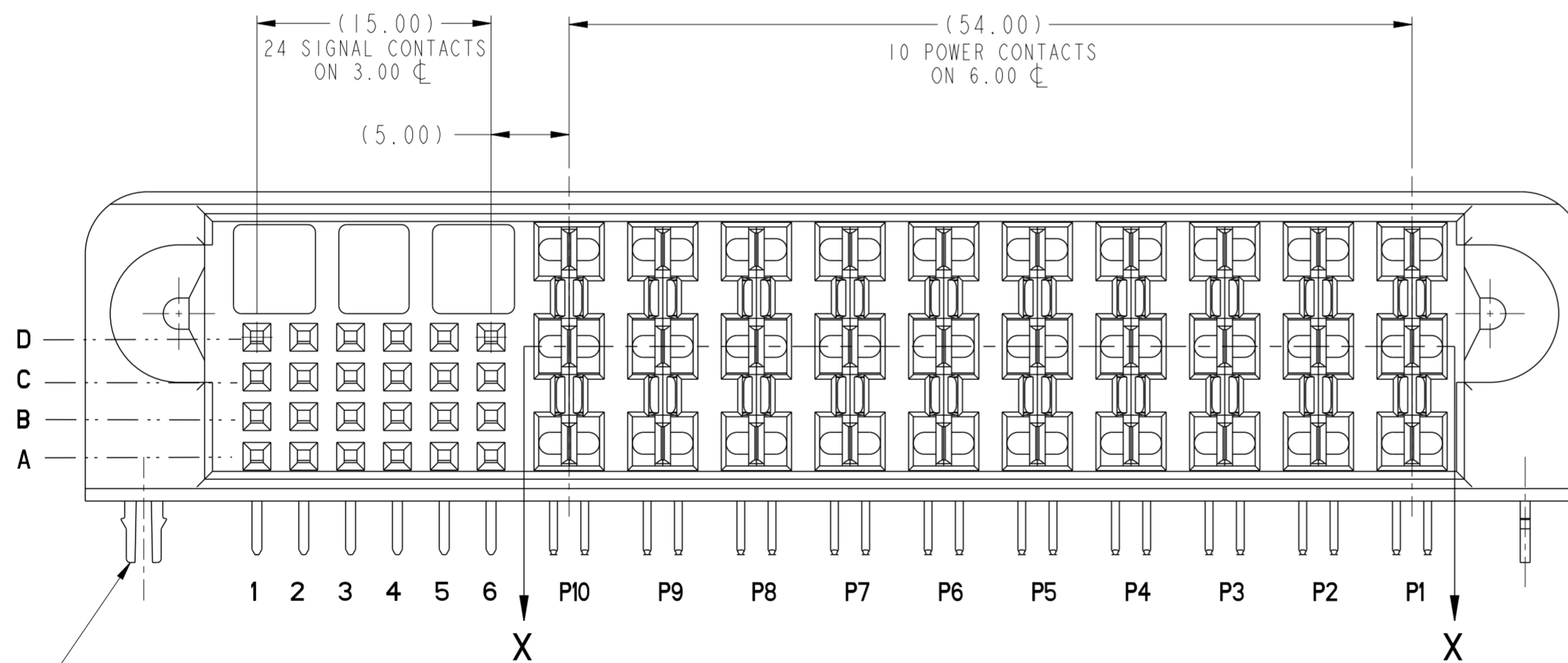
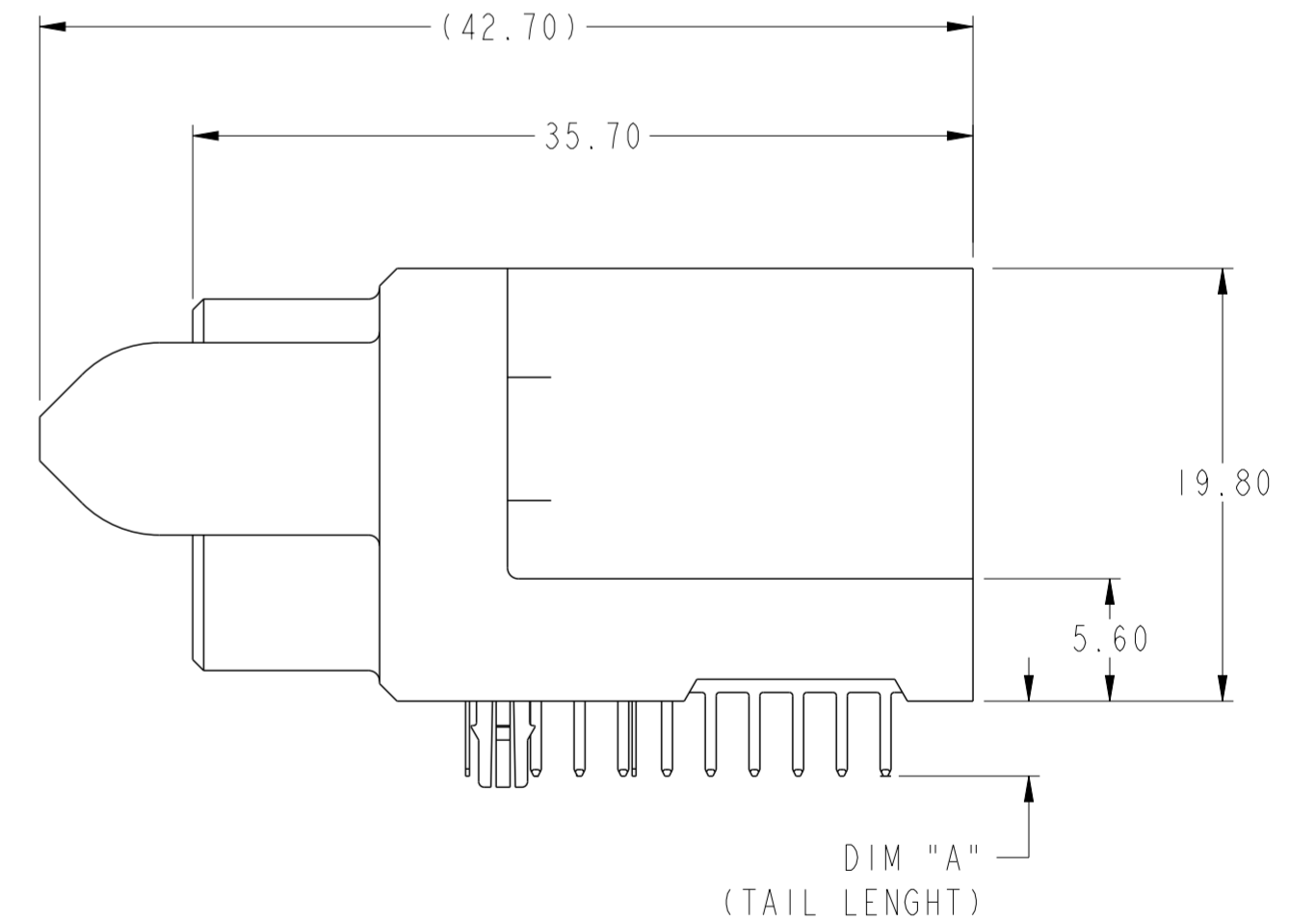


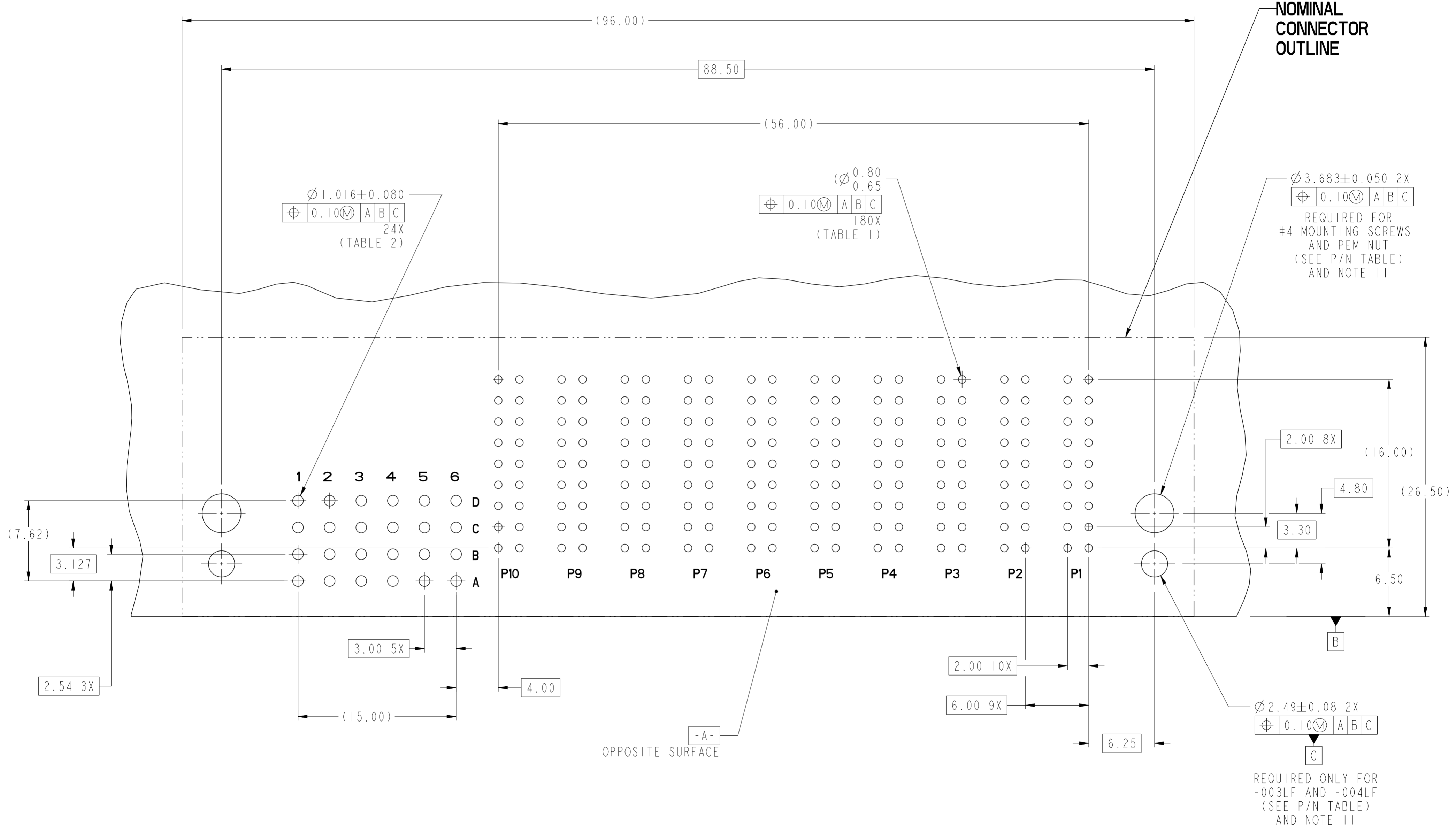
SECTION X-X



RETENTION CLIPS
OPTIONAL
(SEE P/N TABLE)



spec ref	*	dr	NotFound DuWa	2010/04/27	projection	MM	size	A2	scale	3:1
tolerance std	ASME Y14.5	eng	De-Ming Lu	2014/12/27	chr	-	ecn no	ELX-DG-19849-1	rel level	Released
surface	✓	appr	Pei-Ming Zheng	2014/12/29	product family	-	rel level	Released	cat. no.	-
ASME Y14.5	linear	0.X	±0.5	0.XX	±0.25	0.XXX	±0.10	angular	0°	±2°
				FCI R/A REPT ASSY 10DC-24S HCI POWER CONNECTOR		dwg no 10065866		rev F		
		www.fci.com		Product - Customer Drw		sheet 1 of 4				



**RECOMMENDED PCB LAYOUT
 COMPONENT SIDE
 NOTE 6**

dr	NotFound DuWa	2010/04/27	projection	MM	size	A2	scale	3:1
eng	De-Ming Lu	2014/12/27			ecn no	ELX-DG-19849-1	rel level	Released
chr	-	-						
appr	Pei-Ming Zheng	2014/12/29	product family	-	rel level	-	-	-
			title R/A REPT ASSY 10DC-24S HCI POWER CONNECTOR		dwg no 10065866		rev F	
www.fci.com			cat. no.		Product - Customer Drw		sheet 2 of 4	

Copyright FCI.

A

A

B

B

C

C

D

D

E

E

F

F

TOP LAYER DESCRIPTION

TABLE 1 (HCI POWER)
PLATED THROUGH-HOLE REQUIREMENTS

TOP LAYER DESCRIPTION	DRILLED HOLE DIAMETER	COPPER THICKNESS	TIN-LEAD THICKNESS	NICKEL THICKNESS	GOLD THICKNESS	TIN THICKNESS	SILVER THICKNESS	FINISHED HOLE DIAMETER
TIN-LEAD	0.81-0.86 (0.85 DRILL)	0.025 - 0.050	0.005 - 0.015	--	--	--	--	0.65 - 0.80
IMMERSION TIN	0.81-0.86 (0.85 DRILL)	0.025 - 0.050	--	--	--	0.9 - 1.5um	--	0.70 - 0.80
IMMERSION SILVER	0.81-0.86 (0.85 DRILL)	0.025 - 0.050	--	--	--	--	0.15 - 0.65um	0.70 - 0.80
COPPER (SEE NOTE 9)	0.81-0.86 (0.85 DRILL)	0.025 - 0.050	--	--	--	--	--	0.70 - 0.80
GOLD	0.81-0.86 (0.85 DRILL)	0.025 - 0.050	--	0.003 - 0.007	FLASH UP TO 0.0002	--	--	0.69 - 0.80

TOP LAYER DESCRIPTION

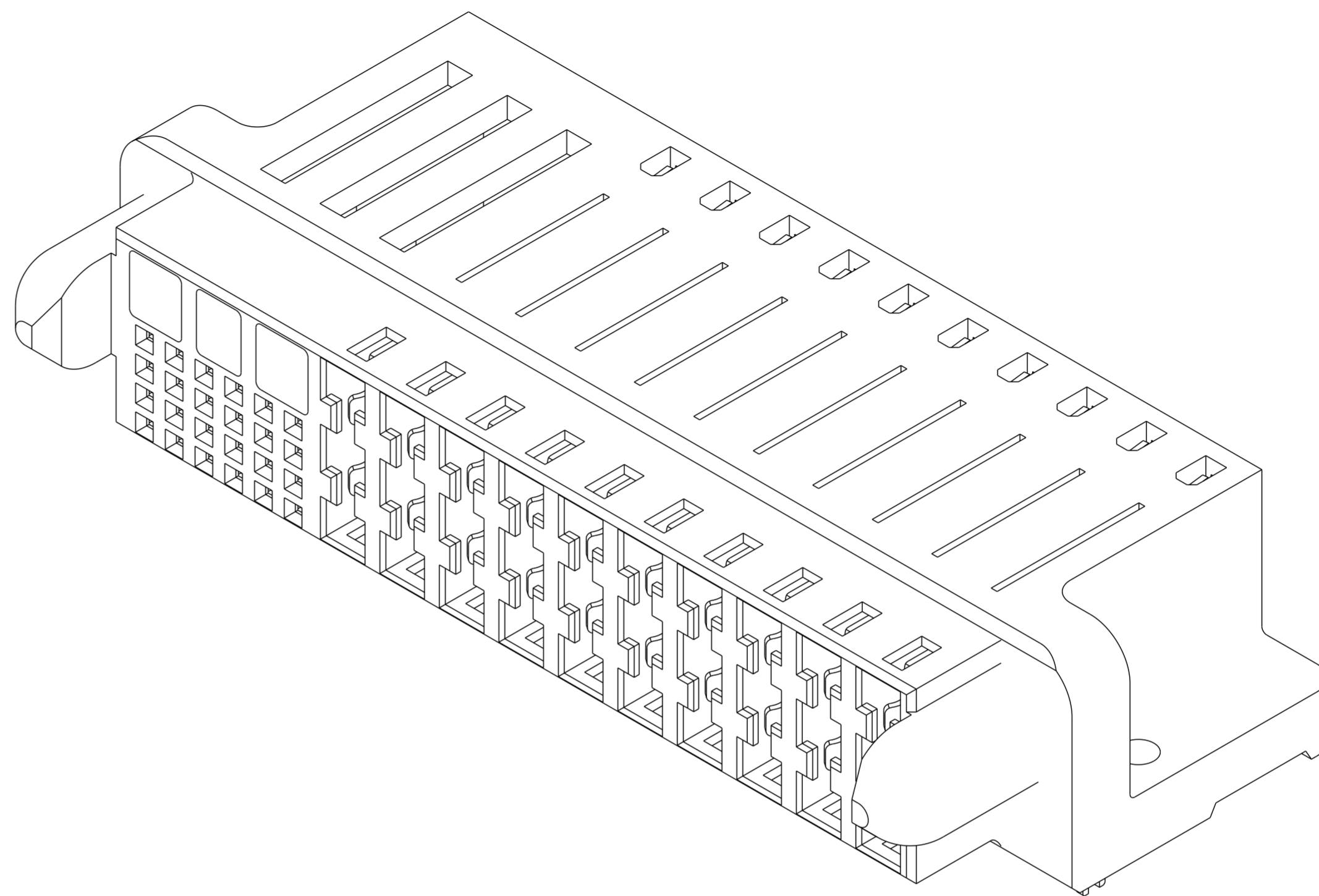
TABLE 2 (HPC SIGNALS)
PLATED THROUGH-HOLE REQUIREMENTS

TOP LAYER DESCRIPTION	DRILLED HOLE DIAMETER	COPPER THICKNESS	TIN-LEAD THICKNESS	NICKEL THICKNESS	GOLD THICKNESS	TIN THICKNESS	SILVER THICKNESS	FINISHED HOLE DIAMETER
TIN-LEAD	1.125-1.175 ($\varnothing .0453 \pm .0010$)	0.025-0.050	0.005 - 0.015	--	--	--	--	0.94 - 1.10 ($\varnothing .040 \pm .003$)
IMMERSION TIN			--	--	--	--	--	
IMMERSION SILVER			--	--	--	--	--	
COPPER (SEE NOTE 9)			--	--	--	--	--	
GOLD			--	--	--	--	--	

Copyright FCI. FCI

dr	NotFound DuWa	2010/04/27	projection	MM	size	A2	scale	1:1
eng	De-Ming Lu	2014/12/27		←→	ecn no	ELX-DG-19849-1	rel level	Released
chr	-	-						
appr	Pei-Ming Zheng	2014/12/29	product family	-	cat. no.	R/A REPT ASSY 10DC-24S	10065866	rev
www.fci.com			Product - Customer Drw		sheet 3 of 4		F	

PART NUMBER	RETENTION CLIPS	#4 SCREW	DIM A (TAIL LENGTH)	TAIL TYPE
10065866-001LF	NO	YES	3.43	SOLDER TAIL
10065866-002LF	NO	YES	4.70	SOLDER TAIL
10065866-003LF	YES	NO	3.43	SOLDER TAIL
10065866-004LF	YES	NO	4.70	SOLDER TAIL



NOTES:

1. CONNECTOR MATERIALS:
HOUSING: HIGH TEMPERATURE THERMOPLASTIC, BLACK
UL 94V-0 COMPLIANT
CONTACTS: HIGH PERFORMANCE COPPER ALLOY
2. CONTACT FINISH (REF. GS-12-380 SECTION 5.2)
3. PRODUCT SPECIFICATION: GS-12-380.
4. APPLICATION SPECIFICATION: GS-20-070.
5. PRODUCT MARKING (PRODUCT NUMBER & DATE CODE) ON HOUSING IN AREA SHOWN.
6. MINIMUM NOMINAL PCB THICKNESS: 1.6mm
7. PACKAGING MEETS FCI SPECIFICATION GS-14-1073.
8. HOUSING COMPONENT WILL WITHSTAND EXPOSURE TO 260°C PEAK TEMPERATURE FOR 60 SECONDS IN A CONVECTION, INFRA-RED, OR VAPOR PHASE REFLOW OVEN.
9. COPPER PLATING THICKNESS IN CENTER OF VIA-HOLE CAN BE NO MORE THAN 0.003 LESS THAN OTHER AREAS.
10. ALL HOLE SIZES ARE FINISHED HOLE SIZES.
11. MOUNTING HOLES ARE UNPLATED.

dr	NotFound DuWa	2010/04/27	projection	MM	size	A2	scale	3:1
eng	De-Ming Lu	2014/12/27			ecn no	ELX-DG-19849-1		
chr	-	-			rel level	Released		
appr	Pei-Ming Zheng	2014/12/29	product family	-	cat. no.	10065866	rev	F
www.fci.com		R/A REPT ASSY 10DC-24S HCI POWER CONNECTOR		Product - Customer Drw		sheet 4 of 4		

