

PART NO.	A79043-001	REV	ECO	DATE	APP
		C	105215	01-22-19	HV

MATERIALS & SPECIFICATIONS

INSULATOR:
THERMOPLASTIC PER MIL-M-24519, TYPE GLCP-30F OR GST-40F NATURAL

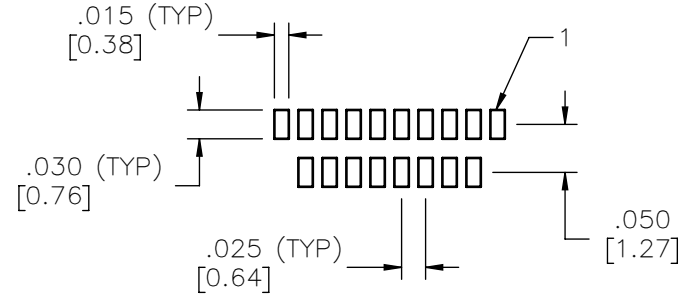
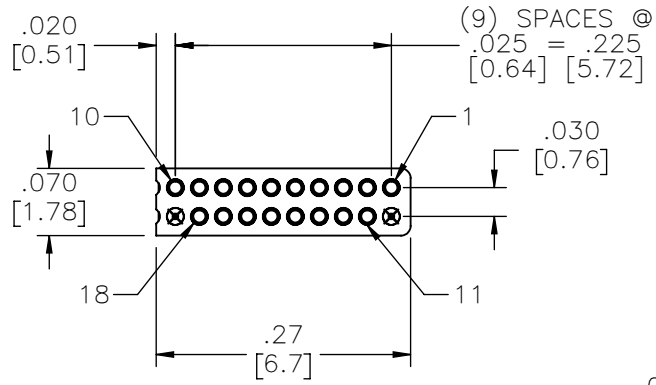
CONTACT:
COPPER ALLOY PER MIL-DTL-32139. GOLD PLATED PER ASTM B488, (HARD GOLD) TYPE II CODE C CLASS 1.27

TERMINATION:
SOLDER COATED PER J-STD-006 OR PLATED PER AMS-P-81728

GUIDE POST:
BERYLLIUM COPPER ALLOY PER ASTM B196. ELECTROLESS NICKEL (100 MICROINCHES MINIMUM) PER SAE-AMS-2404

CURRENT CAPACITY:
1 AMP MAX PER MIL-DTL-32139

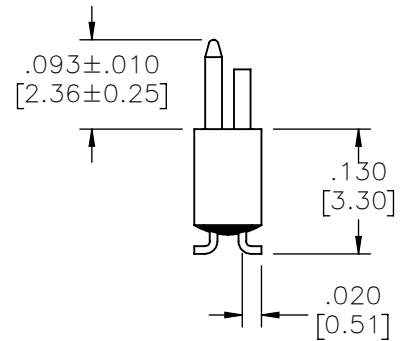
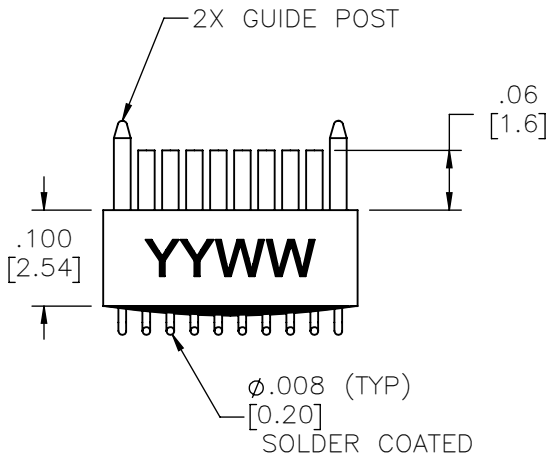
CONTACT RESISTANCE:
71 MILLIOHMS (71mV) MAX @ 1.0 AMPS PER MIL-DTL-32139



SUGGESTED PAD LAYOUT



ACTUAL SIZE



NOTE:

DIMENSIONS IN [] ARE IN MILLIMETERS UNLESS OTHERWISE NOTED AND ARE FOR REFERENCE ONLY

CSN	THIRD ANGLE	THIS DRAWING CONTAINS CONFIDENTIAL AND PROPRIETARY INFORMATION WHICH IS THE PROPERTY OF OMNETICS CONNECTOR CORP. THIS DOCUMENT MAY NOT, IN WHOLE OR IN PART, BE DUPLICATED, OR DISCLOSED FOR ANY PURPOSE, WITHOUT WRITTEN PERMISSION FROM OMNETICS CONNECTOR CORP.	DATE	TITLE:	CAGE CODE 61873
	-TOLERANCES-				
MCTS	UNLESS OTHERWISE NOTED	DFTM. TLM	DATE	CONNECTOR CORPORATION	SHEET 1 OF 1
	DIMENSIONS IN INCHES	CHK'D.	DATE	7260 COMMERCE CIRCLE EAST MINNEAPOLIS, MN 55432 WWW.OMNETICS.COM	
	2 PL DEC±.01	APP'D.	DATE	SCALE: 5:1	
	3 PL DEC±.005				
	4 PL DEC±.0005				
	ANGLES ± 1°				