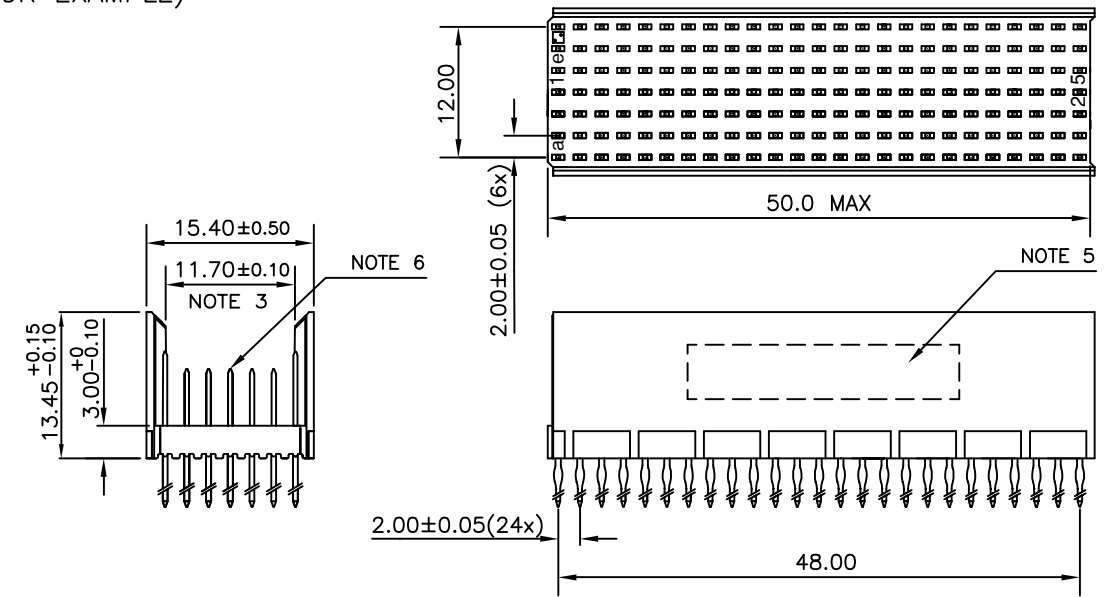


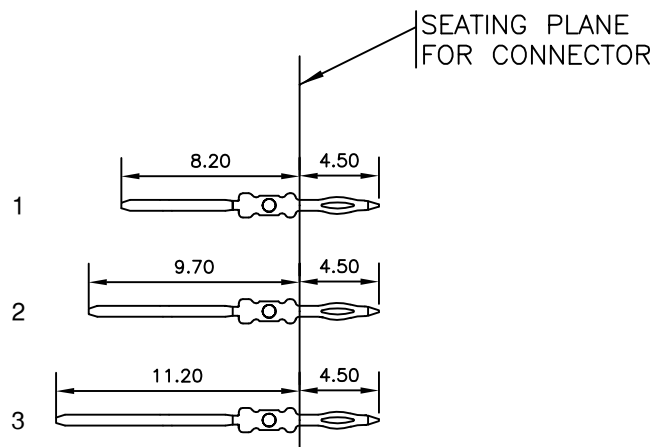
LOADING PATTERN MATING SIDE

f	3	3	3	3	3	3	3	3	3	3	3	3	3	3	3	3	3	3	3	3	3	3
e	1	1	1	1	1	1	2	1	1	2	1	1	2	1	1	2	1	1	2	1	1	2
d	1	1	1	1	1	1	2	1	1	2	1	1	2	1	1	2	1	1	2	1	1	2
c	1	1	1	1	1	1	2	1	1	2	1	1	2	1	1	2	1	1	2	1	1	2
b	1	1	1	1	1	1	2	1	1	2	1	1	2	1	1	2	1	1	2	1	1	2
a	1	1	1	1	1	1	2	1	1	2	1	1	2	1	1	2	1	1	2	1	1	2
z	3	3	3	3	3	3	3	3	3	3	3	3	3	3	3	3	3	3	3	3	3	3
P	0					0																
S	1					5																

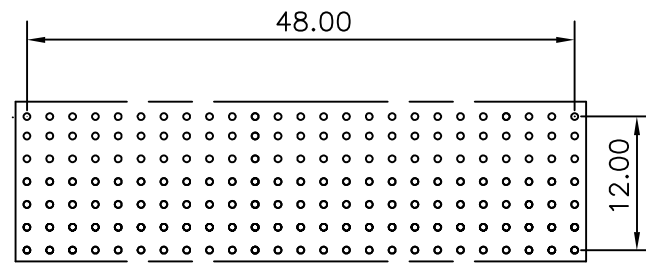
LOADED CONNECTOR ASSEMBLY (FOR EXAMPLE)



CONTACT OVERVIEW



LAY-OUT P.C.B.-HOLE



HM2P08PCH1A1 LEAD FREE INDICATOR : LF = LEAD FREE (DIGIT 15 & 16)

PLATING CODE (DIGIT 13 AND 14) (REF DRW NO. BS,C , 201844 , 003)

NOTES

- THIS PRODUCT IS CSA APPROVED.
- THIS PRODUCT IS UL RECOGNIZED.
- MEASURED AT THE BOTTOM.
- MATERIAL CONTACT: PHOSPHORBRONZE
HOUSING: CREAM WHITE GLASS FILLED POLYESTER UL-94V0
- CONNECTOR PRINTED WITH P/N AND DATE CODE.
- FOR ACTUAL CONTACT LOADINGS, SEE LOADING PATTERN MATING SIDE.
- SHAPE OF CONNECTOR HOUSING CAN ALTER DEPENDING ON PRODUCTION LOCATION
- THE PRODUCT (LF) MEETS EUROPEAN UNION DIRECTIVES AND OTHER COUNTRY REGULATIONS AS DESCRIBED IN GS-22-008
- FOR RECOMMENDED PTH DIMENSIONS REFER DRAWING : BS, A , 201572 , 001

CATALOG NO: HM2P08PCH1A1 - - -

mat'l. code SEE NOTE 4				surface ISO 1302 ✓		tolerance ISO 406 ISO 1101		projection MM		product family MILLIPACS			
litr				ecn no		dr		date		title			
A				105-0225		MNI		2005-10-31		MPACS 5+2R STR HDR PF CONN TYPE B			
B				106-0122		MNI		2006-07-23		scale -			
										dwg no sheet 1 of 1 size			
										BS, C ,203028,378 A3			
										type Product Customer Drawing			
sheet index		revision sheet		B		1							