

Sensor/Actuator cable - SAC-3P- 3,0-PVC/M12FS - 1414452

Please be informed that the data shown in this PDF Document is generated from our Online Catalog. Please find the complete data in the user's documentation. Our General Terms of Use for Downloads are valid (<http://phoenixcontact.com/download>)



Sensor/Actuator cable, 3-position, PVC, Black RAL 9005, free cable end, on Socket straight M12, A-coded, Cable length: 3 m

Product Features

- ✓ Easy and safe: 100% electrically tested plug-in components
- ✓



Key commercial data

| | |
|----------------------|----------|
| Packing unit | 1 pc |
| Custom tariff number | 85444290 |
| Country of origin | Germany |

Technical data

Dimensions

| | |
|-----------------|-----|
| Length of cable | 3 m |
|-----------------|-----|

Ambient conditions

| | |
|---------------------------------|----------------------------------|
| Ambient temperature (operation) | -25 °C ... 90 °C (Plug / socket) |
| Degree of protection | IP65 |
| | IP67 |
| | IP68 |

General

| | |
|-----------------------|--------------|
| Rated current at 40°C | 4 A |
| Rated voltage | 250 V |
| Number of positions | 3 |
| Contact resistance | ≤ 5 mΩ |
| Insulation resistance | ≥ 100 MΩ |
| Coding | A - standard |

Sensor/Actuator cable - SAC-3P- 3,0-PVC/M12FS - 1414452

Technical data

General

| | |
|------------------------------|-------------------------------|
| Standards/regulations | M12 connector IEC 61076-2-101 |
| Status display | No |
| Protective circuit/component | Unwired |
| Surge voltage category | II |
| Pollution degree | 3 |
| Insertion/withdrawal cycles | ≥ 100 |

Material

| | |
|---|---|
| Inflammability class according to UL 94 | HB |
| Contact material | CuSn |
| Contact surface material | Ni/Au |
| Contact carrier material | TPU GF |
| Material of grip body | TPU, hardly inflammable, self-extinguishing |
| Material, knurls | Zinc die-cast, nickel-plated |
| Sealing material | NBR |

Cable

| | |
|---|---------------------------------------|
| Cable type | PVC black |
| Cable type (abbreviation) | PVC |
| Cable abbreviation | LiYY |
| UL AWM style | 2464 / 1729 (80°C/300 V) |
| Conductor cross section | 3x 0.34 mm ² (signal line) |
| AWG signal line | 22 |
| Conductor structure signal line | 19x 0.15 mm |
| Core diameter including insulation | 1.26 mm ±0.05 mm |
| Thickness, insulation | ≥ 0.23 mm (Core insulation) |
| Wire colors | brown, blue, black |
| Overall twist | 3 wires, twisted |
| External sheath, color | Black RAL 9005 |
| Outer sheath thickness | ≥ 0.76 mm |
| External cable diameter D | 4.3 mm ±0.2 mm |
| Minimum bending radius, fixed installation | 5 x D |
| Minimum bending radius, flexible installation | 10 x D |
| Cable weight | 40 kg/km |
| Outer sheath, material | PVC |
| Material conductor insulation | PVC |
| Conductor material | Bare Cu litz wires |
| Insulation resistance | ≥ 100 MΩ*km (at 20 °C) |

Sensor/Actuator cable - SAC-3P- 3,0-PVC/M12FS - 1414452

Technical data

Cable

| | |
|------------------------|-------------------------|
| Conductor resistance | max. 57 Ω/km (at 20 °C) |
| Nominal voltage, cable | ≤ 300 V |
| Test voltage, cable | ≥ 2500 V |
| Flame resistance | As per UL-Style 2464 |

Classifications

eCl@ss

| | |
|------------|----------|
| eCl@ss 5.1 | 27061801 |
| eCl@ss 6.0 | 27061801 |

ETIM

| | |
|----------|----------|
| ETIM 5.0 | EC001855 |
|----------|----------|

Approvals

Approvals


Approvals

UL Listed / cUL Listed / cULus Listed

Ex Approvals

Approvals submitted

Approval details

| | |
|---|-------|
| UL Listed  | |
| Nominal current I _N | 4 A |
| Nominal voltage U _N | 300 V |

Sensor/Actuator cable - SAC-3P- 3,0-PVC/M12FS - 1414452

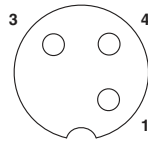
Approvals

| | |
|--------------------------------|-------|
| cUL Listed | |
| Nominal current I _N | 4 A |
| Nominal voltage U _N | 300 V |

| | |
|--------------|--|
| cULus Listed | |
|--------------|--|

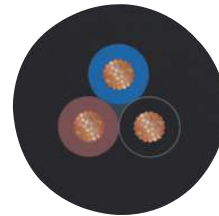
Drawings

Schematic diagram



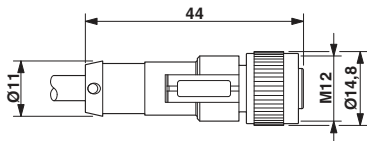
Pin assignment M12 socket, 3-pos., A-coded, view female side

Cable cross section




PVC black [PVC]

Dimensional drawing



M12 x 1 socket, straight

Circuit diagram



Contact assignment of the M12 socket