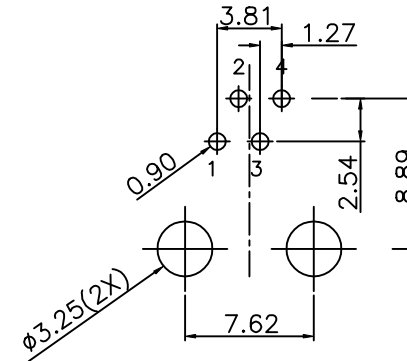
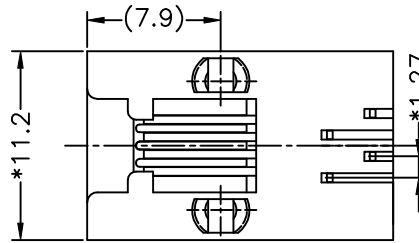
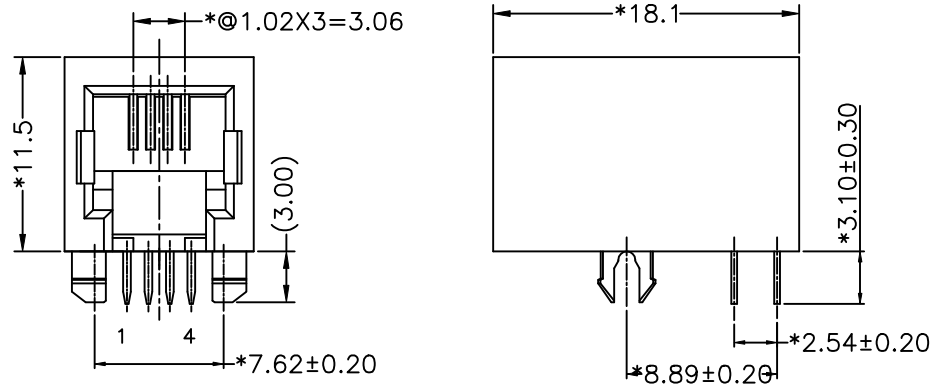


REVISION RECORD				
REV	ECO	DESCRIPTION	DRFT	CHKD



PC BOARD LAYOUT
COMPONENT SIDE SHOWN

NOTES:

ELECTRICAL:

1. VOLTAGE RATING : 125 VAC RMS.
2. CURRENT RATING : 1.5 AMP.
3. CONTACT RESISTANCE : 35 MILLIOHMS MAX.
4. INSULATION RESISTANCE: 1000 MEGOHMS MIN @ 500 VDC.
5. DIELECTRIC STRENGTH : 1000 VAC RMS 60Hz, 1MIN.

MECHANICAL:

1. HOUSING MATERIAL : PBT+30%.G.F UL94V-0.
2. CONTACT MATERIAL : PHOSPHOR BRONZE t=0.35mm.
3. PLATING : 1: CONTACT AREA- SELECTIVE GOLD PLATING.
2: TAILS- TIN PLATING OVER NICKEL.
4. OPERATING LIFE : 750 CYCLES MIN.
5. PCB RETENTION PRE-SOLDER : 1 LB MIN.
6. PCB RETENTION POST-SOLDER: 10 LBS MIN.

ENVIRONMENTAL:

1. STORAGE : -40°C TO +85°C.
2. OPERATION: 0°C TO 70°C.
3. WAVE SOLDER TEMPERATURE: 230°C ~250°C(3~5 SECONDS)

MATES WITH MODULAR PLUG CONFORMING TO

FCC PART 68, SUBPART F.

PART NUMBER: E5344-YK02FX-L

GOLD OF THICKNESS

- | | |
|---------|------------|
| 1- 3u" | 2- 6u" |
| 3- 15u" | 4- 30u" |
| 5- 50u" | 6- Pd 20u" |

DETACHED LISTS	← MM (INCH) →		DFTO ANKUE	DATE 9/12/05	FULL RISE ELECTRONIC CO., LTD	
	TOLERANCES EXCEPT AS NOTED		CHKD JAKE	DATE 2005/09/12		
	MM	±	MFO	DATE	TITLE 11.5 SIDE ENTRY 4P	
	.0 ±0.20	±	APPVLLUSHENG	DATE 2005/09/12		
.00 ±0.15	±	MATERIAL :		DRAWING NO. GE533050-LC		
.000 ±0.075	±	QT'Y :				SIZE A3
ANGLES ±		FINISH :		/PART NO. SEE NOTE		
THIRD ANGLE PROJECTION		SCALE :				DO NOT SCALE DRAWING
				SHEET X OF Y		