

1281 17/68

APPLICATOR PARTS LIST




TYPE HINGEBAR 250 Flag Faston MARK III

AMP INCORPORATED HARRISBURG, PENNA.

NO.	DESCRIPTION	REQ.	PART NO.	NO.	DESCRIPTION	REQ.	PART NO.
1	WIRE CRIMPER	1	473532	42	Front Stabilising Bar	1	811006-1
2	INS. CRIMPER	1	472123	43	Anvil Insert Spacer		
3	ANVIL	1	810550-1	44	Hinge Block & Stab.	1	810974-1
4	ANVIL SPACER Insert	1	811047-1	45	Hinge Pin	1	811007-1
5	SHEAR BLADE	1	810412	46	Down Front Stop	1	810409-1
6	REAR SHEAR PLATE	1	811067-1	47	Hinge Bar Assembly 565062-1	1	465218-1
7	SHEAR BLADE SPACER Spring	1	810410-1	48	Hinge Bar Spring	2	3-23816-5
8	FRONT SHEAR PLATE	1	388632-2	49	Strip Guide Stop	2	810417
9	REAR ANVIL SPACER PLT.			50	Strip Hold Down	1	810411
10	FRONT ANVIL SPACER PLT.			51	Spacer - Comp. Spring	2	811070-1
11	TOOL SPACER			52	Cam Follower Holder	1	810409
12	CRIMP SPACER			53	Cam Follower 24746-1	1	810409-1
13	FRONT STRIP GUIDE	1	811052-1	54	Spring Bracket	1	810418
14	REAR STRIP GUIDE	1	388621-1	55	Cam Follower Spring	1	810408
15	RAM	1	173828	56	Hook Holder	1	810419
16	SPACER Ram Ret. Plate	1	465004-2	57	Shear Pick-Up Hook	1	810416
17	ADJ. SPACER Plate	1	811010-1	58	Hold Down-Hinge Bar	1	811009-1
18	SPACER Protective Plug	1	23142-1	59	Depressor Screw	1	810642-1
19	APPLICATOR MOUNT ASSY.			60	Washer	4	376482
20	BASE PLATE	1	465238-1	61	Feed Finger Spring	1	810421-1
21	BASE BLOCK			62	Dowel Pin	2	1-21030-5
22	STRIP GUIDE PLATE			63	Micro-Switch	1	23196-1
23	ANVIL HOLDER	1	810548-1	64	Micro-Switch Cover 22689-2	1	22689-2
24	AUX. ANVIL HOLDER			65	Bracket - Micro-Switch	1	811074-1
25	STRIPPER						
26	STRIPPER MOUNT			66	CONNECTOR	1	22787-2
27	RETAINER PLATE			67	Hook Holder Screw	1	810413
28	STRIPPER MOUNT BRACKET			68	SPACER	1	810409-1
29	STRIPPER BUSHING			69	Spacer (Anvil Holder)	1	811223-1
30	STOCK DRAG	1	811063-1	70	Lead Wire	1	465918-1
31	STOCK DRAG HANDLE			71	Dowel Pin	1	465702-1
32	STOCK DRAG STUD			72	Control Rail Supt. Assy.	1	565050-3
33	STOCK DRAG SPRING	2	810135				
34	STOCK DRAG ADJ. SCREW						
35	FEED FINGER HOLDER	1	810131				
36	FEED FINGER	1	810422				
37	FEED FINGER TIP	1	810420				
38	FEED FINGER SPACER Stud	1	810411-1				
39	BASE CASTING	1	570238				
40	GUARD, ASSY. 457698-1	1	457698-1				
41	Guard Bracket	1	810592				

CRIMPING DATA				TERMINALS
TO APPLY TERMINAL				.018 Stk. 42563-1
WIRE SIZE	CRIMP HEIGHT			-2
12	.069			-3
				-4
10	.085			-5
				-7
14	.065			
CRIMP	SIZE	TYPE	FEED	
WIRE	.200	Tab Lok		61229-
INSUL.	.220	0	.770	
SLEEVED				
INSULATION RANGE		WIRE RANGE		
.110 - .210		12-10 (Small)		
EXPLODED VIEW				
A-6004-3		A-6004-4		
REMARKS:				
End Wire Application				
<input type="checkbox"/> DENOTES WEARING PARTS RECOMMEND PURCHASE REPLACEMENT				
THIS APPLICATOR IS TO BE USED ON				
AMP-O-ELECTRIC 1-471275-3				
AMP-O-MATIC				
SERIAL NO. _____ DATE SHIPPED _____				
CUSTOMER NAME AND ADDRESS _____				
APPLICATOR NUMBER _____ REF. U 565505-1				

U ECN A-35081 JMB-91

DESIGNED BY: 
 DESIGNED: 
 CHECKED BY: 
 SHEET

REV.	REVISION RECORD	DATE	BY	ECN
H	RETYPEL SEE ECN	6-5-69	JMB	L-5783
J	SEE ECN	9-11-68	JMB	L-439
K	REV. PER ECN	5-23-69	JMB	L-3829
L	ILL. L.P.			
M	REV. PER ECN (SUPP)	8/3/71	JMB	L-5755
N	GUARD WAS 465050	11/22/72	JMB	L-9328
N1	INACTIVATED	10-9-73	JMB	R73
N2	ACTIVATED	8-27-74	JMB	R388
P	REV. PER ECN	1-16-76	JMB	R1991
R	REV. PER ECN	4-29-77	JMB	R213
S	REV. PER ECN	10-18-79	JMB	R2716

T ECN R 7674

For Hardware See 687520-1