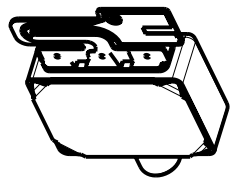
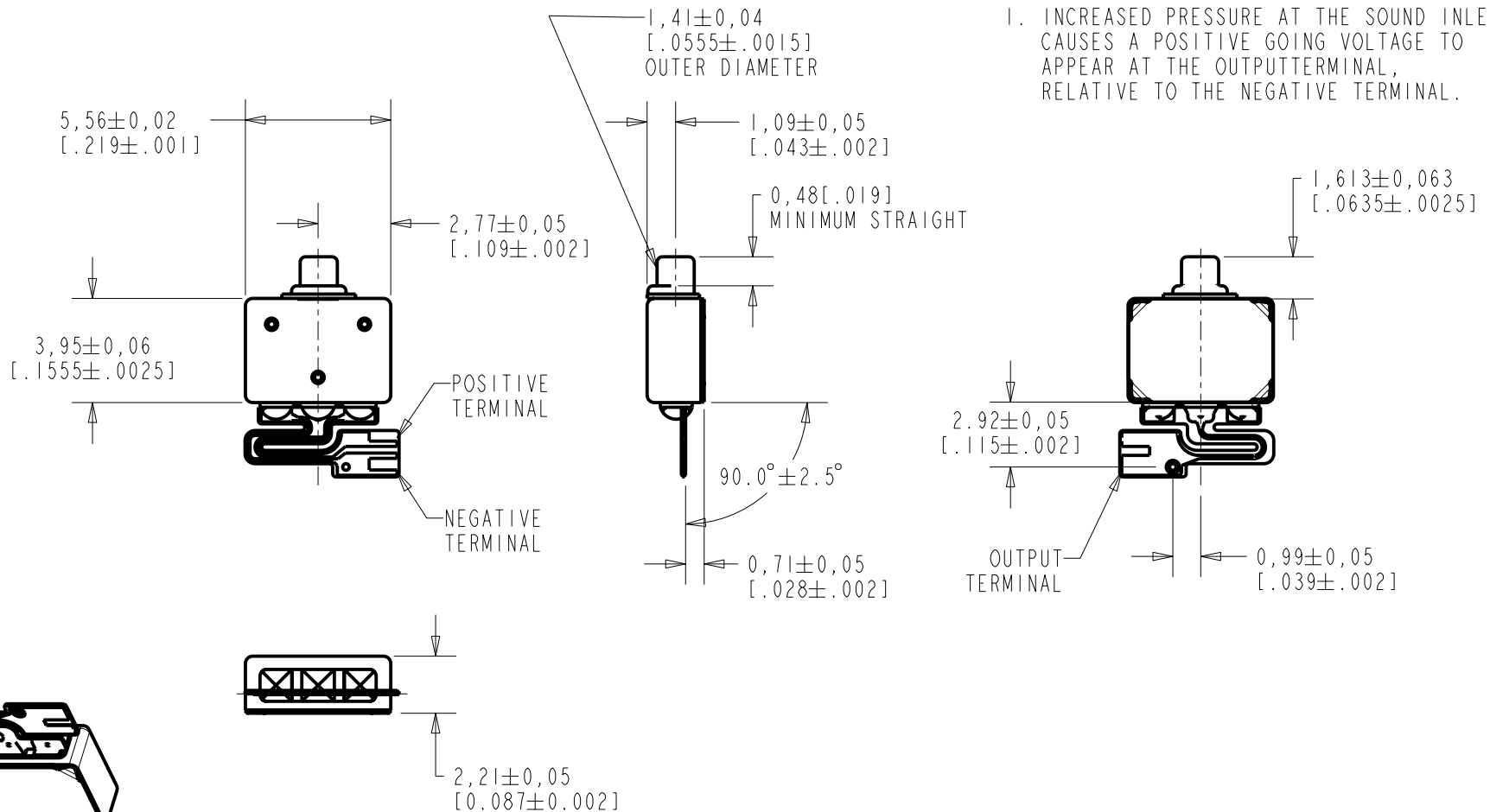


EK-28522-C25
SHT 1.1

NOTE

1. INCREASED PRESSURE AT THE SOUND INLET CAUSES A POSITIVE GOING VOLTAGE TO APPEAR AT THE OUTPUTTERMINAL, RELATIVE TO THE NEGATIVE TERMINAL.



NOMINAL WEIGHT
.13 GRAM

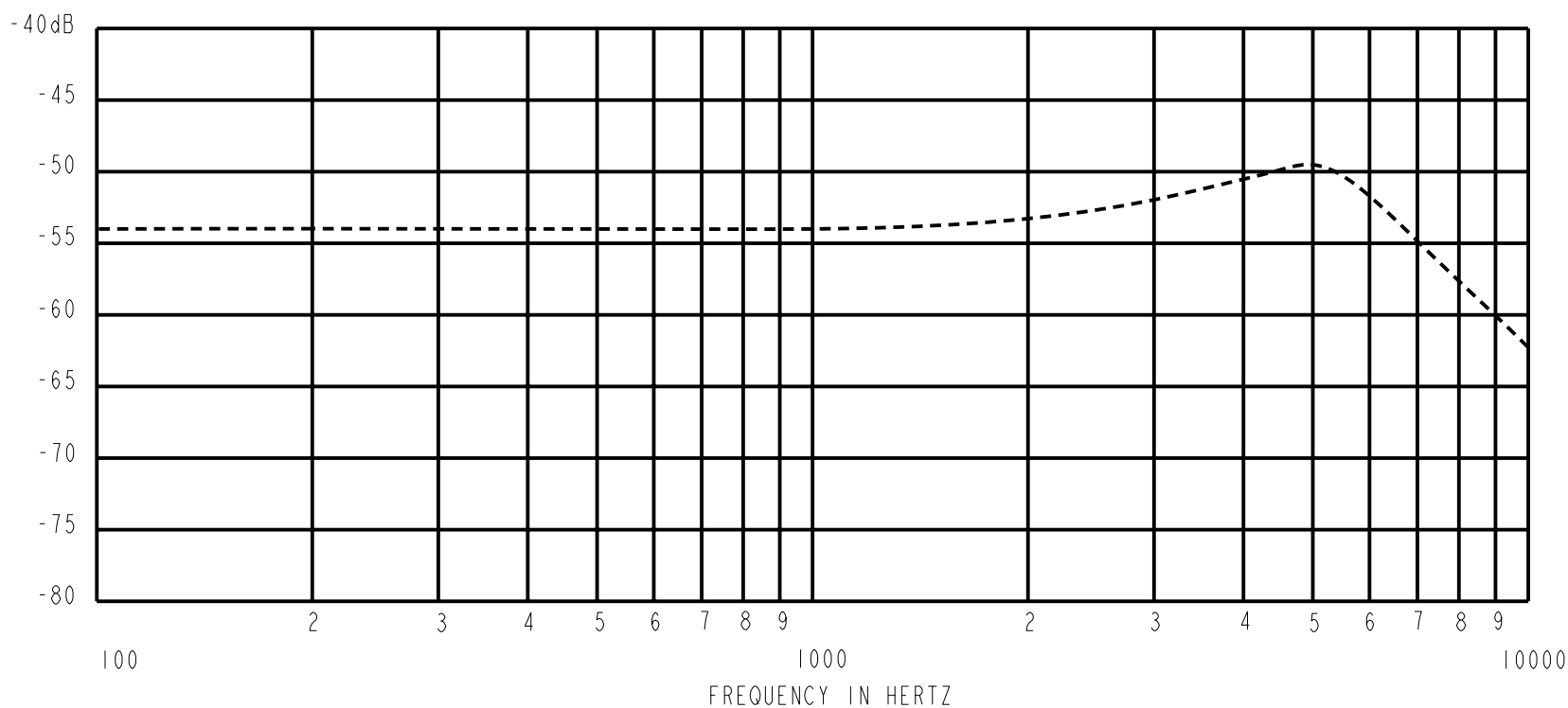
DIMENSIONS IN MILLIMETERS [INCHES]

Revision	C.O. #	Implementation Date	RELEASE LEVEL	REVISION
B	MI0101504	6-25-07	Released	B
A	MI0101458	4-26-07		

SCALE: 4:1		DR. BY: LSY	DATE: 4-26-07
DO NOT SCALE DRAWING			
TITLE: MICROPHONE		EK-28522-C25	
OUTLINE DRAWING		SHT 1.1	
		APP. BY: GJP	DATE: 5-10-07
		GJP	5-10-07

KNOWLES ELECTRONICS
ITASCA, ILLINOIS U.S.A.

SENSITIVITY IN dB RELATIVE TO 1.0 VOLT/0.1 Pa (N/M²)
FOR CONDITIONS SHOWN BELOW.



FREQUENCY	SENSITIVITY			DEVICE CONFORMITY	
	MIN.	NOM.	MAX.	RANGE OF DEVIATION FROM 1KHz	
100	---	-54.0	---	-1.0	+1.0
500	-56.0	-54.0	-52.0	0.0	0.0
3500-5500	---	-49.5	---	+1.5	+7.5

NOTES:

- CASE CONNECTED TO NEGATIVE TERMINAL.
- MICROPHONE TO BE FUNCTIONAL WITH 10 VDC SUPPLY.
- CONFORMS TO REQUIREMENTS SHOWN ON 'ELECTRET MICROPHONE ENVIRONMENTAL QUALIFICATIONS TEST, EK-PA SHEET 2.2' WITH REF. FREQ. OF 1000 Hz.
- TYPICAL SENSITIVITY TO HUMIDITY AT 1000 Hz IS 0.02 dB/%RH.
- SENSITIVITY AND NOISE VALUES INDICATED ON THIS SPECIFICATION ARE VALID AT 50% HUMIDITY.

PORT LOCATION	DC SUPPLY	AMPLIFIER CURRENT DRAIN	SENSITIVITY CHANGE ON REDUCING SUPPLY TO 0.9VDC	"A" WEIGHTED NOISE (1 kHz EQUIV. SPL)	OUTPUT IMPEDANCE OHMS		
					MIN.	NOM.	MAX.
12S	1.3V	50 µA MAX.	3 dB MAX.	26.0 dB MAX.	2800	4400	6800

Revision	C.O. #	Implementation Date	RELEASE LEVEL	REVISION
B	MI0101504	6-25-07	Released	B
A	MI0101458	4-26-07		

KNOWLES ELECTRONICS
ITASCA, ILLINOIS U.S.A.

WHEN TEST LIMITS ARE USED TO ESTABLISH INCOMING INSPECTION ACCEPTANCE/REJECTION CRITERIA, CORRELATION OF TEST EQUIPMENT WITH KNOWLES IS ALSO REQUIRED FOR ELIMINATION OF EQUIPMENT AND TEST METHOD VARIATION

TITLE: **MICROPHONE**
PERFORMANCE SPECIFICATION

EK-28522-C25
SHT 2.1

DR. BY	DATE
LSY	4-26-07
CK. BY	DATE
GJP	5-10-07
APP. BY	DATE
GJP	5-10-07