

Snapfit LED Indicator Lights for 1/4" Dia. Mounting Hole

L59 SERIES

- SNAPFIT LED INDICATOR LIGHTS
- 1/4" DIA. MOUNTING HOLE
- BLACK NYLON HOUSING WITH INTEGRAL BEZEL
- 6" WIRE LEADS OR STRAIGHT TERMINALS
- CLEAR OR DIFFUSED LED • VARIOUS LED COLORS • 2 TO 24 VOLTS D.C.

Overview

The L59 Series LED indicators are constructed with a black nylon housing with integral bezel. Each unit is supplied with a high brightness clear or diffused LED and two color-coded 6" wire leads. Standard voltages range from 2 to 24 volts DC. Indicators snapfit into 0.250" (6.35mm) diameter mounting hole with a recommended panel thickness range of 0.030" to 0.062" (0.762-1.57mm). Current: 20mA Typical.

Specifications

Housing: black nylon.

LED Lens: clear (L59C) or diffused (L59D).

LED DC voltage options: 2, 6, 12 and 24 volts.

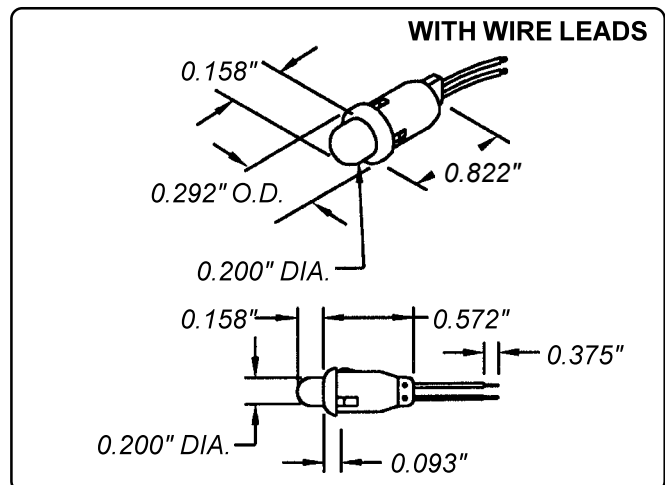
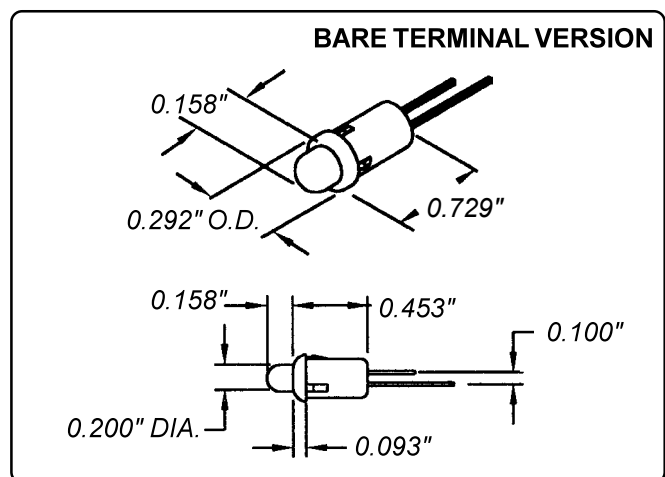
Wire leads:

6" leads: #24 AWG, prebonded copper, thin wall PVC, UL/CSA rated 105° C, stripped 1/2". A red wire lead denotes the anode (+) while a black wire lead identifies the cathode (-). Custom wire lengths, stripping, termination and wire types are available.

Terminals:

Bare terminals: longer terminal lead identifies the anode (+).

Other LEDs: bi-color, low current or ultrabright.



Can't find it here? We have many more standard and custom solutions

The items in this product sheets are only a small representative sample of the complete VCC product line. We manufacture many additional products which are not shown in this product sheet due to space constraints.

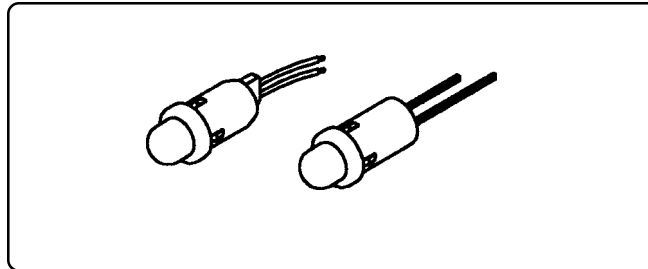
Custom products can also be designed uniquely for you by our Technical Support Professionals. Starting from your ideas and specifications, we work with your personnel to develop timely and cost effective solutions for your miniature lighting needs.

VCC Technical Support Services are provided without charge and may include designs, prototypes and pre-production samples.

For further information, phone Customer Service at 800.522.5546.

Snapfit LED Indicator Lights for 1/4" Dia. Mounting Hole

L59 SERIES
LED Indicator Light
2 to 24 Volts DC
Clear LED or
Diffused LED
1/4" Mounting Hole



6" Wire Leads or
Straight Terminals
Black Nylon Housing
With Integral Bezel
Various LED Colors
SnapFit Mounting

Part Number 6" Wire Leads	Part Number Straight Terminals	Lens Style	Lens Color	Design Volts DC	Typical Intensity (mcd)	Typical Viewing Angle
L59C-G2-W	L59C-G2-T	Clear	Green	2	50	30°
L59C-G6-W	L59C-G6-T	Clear	Green	6	50	30°
L59C-G12-W	L59C-G12-T	Clear	Green	12	50	30°
L59C-G24-W	--	Clear	Green	24	50	30°
L59C-R2-W	L59C-R2-T	Clear	Red	2	50	30°
L59C-R6-W	L59C-R6-T	Clear	Red	6	50	30°
L59C-R12-W	L59C-R12-T	Clear	Red	12	50	30°
L59C-R24-W	--	Clear	Red	24	50	30°
L59C-Y2-W	L59C-Y2-T	Clear	Yellow	2	50	30°
L59C-Y6-W	L59C-Y6-T	Clear	Yellow	6	50	30°
L59C-Y12-W	L59C-T12-T	Clear	Yellow	12	50	30°
L59C-Y24-W	--	Clear	Yellow	24	50	30°
L59D-G2-W	L59D-G2-T	Diffused	Green	2	20	60°
L59D-G6-W	L59D-G6-T	Diffused	Green	6	20	60°
L59D-G12-W	L59D-G12-T	Diffused	Green	12	20	60°
L59D-G24-W	--	Diffused	Green	24	20	60°
L59D-R2-W	L59D-R2-T	Diffused	Red	2	10	60°
L59D-R6-W	L59D-R6-T	Diffused	Red	6	10	60°
L59D-R12-W	L59D-R12-T	Diffused	Red	12	10	60°
L59D-R24-W	--	Diffused	Red	24	10	60°
L59D-Y2-W	L59D-Y2-T	Diffused	Yellow	2	20	60°
L59D-Y6-W	L59D-Y6-T	Diffused	Yellow	6	20	60°
L59D-Y12-W	L59D-Y12-T	Diffused	Yellow	12	20	60°
L59D-Y24-W	--	Diffused	Yellow	24	20	60°

Polarity Determination - Wire Leads: Red wire lead denotes anode (+); black wire lead denotes cathode (-).
Bare terminals: longer terminal lead identifies the anode (+).