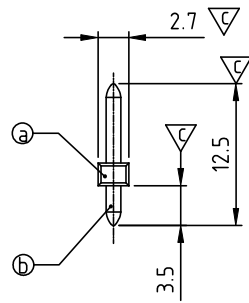
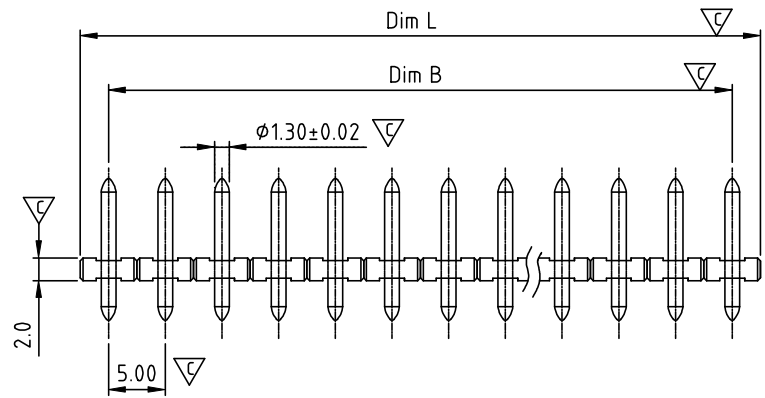
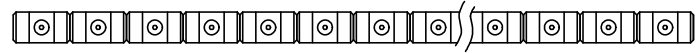


SIGN	DATE	DESCRIPTION	APPROVER
△	08/23-14	update the drawing	APPROVER
<i>THIS IS CAD DRAWING, DO NOT REVISE MANUALLY!!!</i>			

Material:

- Item ① Terminal(housing): Thermoplastic (UL94V-0)
 - Item ② Contact pin: Brass , Tin plated
- Electrical: UL / VDE / TUV
- Voltage rating: 300V / 300V / 300V
 - Current rating: 15A / 12A/ 15A
 - Withstanding Voltage: 1.6KV / 2.5KV / 2.5KV
 - Operating temperature: -40°C to +115°C(PA66) (-40°C to +130°C(PA46))
 - Soldering temperature(PA66): 260°C±5°C/5 Sec
 - Reflow Soldering temperature(PA46): 260°C/10 Sec Max
 - Safety Approval:
 - Critical dimension:



OP xx 0 0 x x xxx G

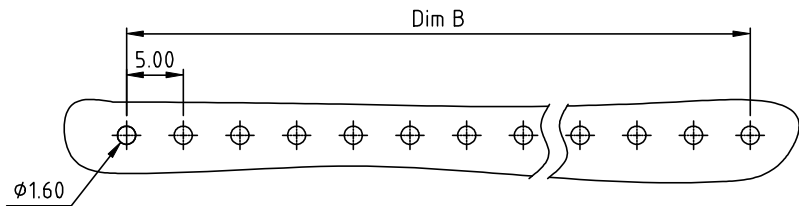
POLES ————

02 pole
 ...
 24 pole

0 Tin plated 200u"
 1 Gold plating 10u"
 2 Gold flash

G RoHS compliant (lead<4%)
 In copper Alloy
 0000: Standard
 000W: F0154 Box △
 Any special item by customer request.
 please contact sales department.

0 PA 66
 1 PA46



P.C.B. LAYOUT

N = Number of poles
 Dim L=Nx5.0
 Dim B=(N-1)x5.0 ↔

	Dim L	Dim B
2-5p	±0.10	±0.10
6-9p	±0.15	±0.15
10-13p	±0.20	±0.20
14-17p	±0.25	±0.25
18-21p	±0.30	±0.30
22-24p	±0.40	±0.40

ANYTEK				CUSTOMER COPY			
ALL RIGHTS RESERVED. REPRODUCTION OR ISSUE TO THIRD PARTIES IN ANY FORM WHATSOEVER IS NOT PERMITTED WITHOUT WRITTEN AUTHORITY FROM THE PROPRIETOR. PROPERTY OF ANYTEK TECHNOLOGY CO., LTD							
TITLE		OP 5.0 Series 12.5mm					
PART NO.		OPxx00xxxxxxG			DWG NO.		80P0085
APPROVED		CHECKED	DESIGNED	DRAWN	CUST NO.		Tolerance
			Evan	Evan			X. ±0.50
			08/23`14	08/23`14			X.X ±0.30
						UNIT: mm	
						SCALE: NONE	
						X.XX ±0.10	
						X° ±1°	
						SHEET: 01/01	
						REV.: C	