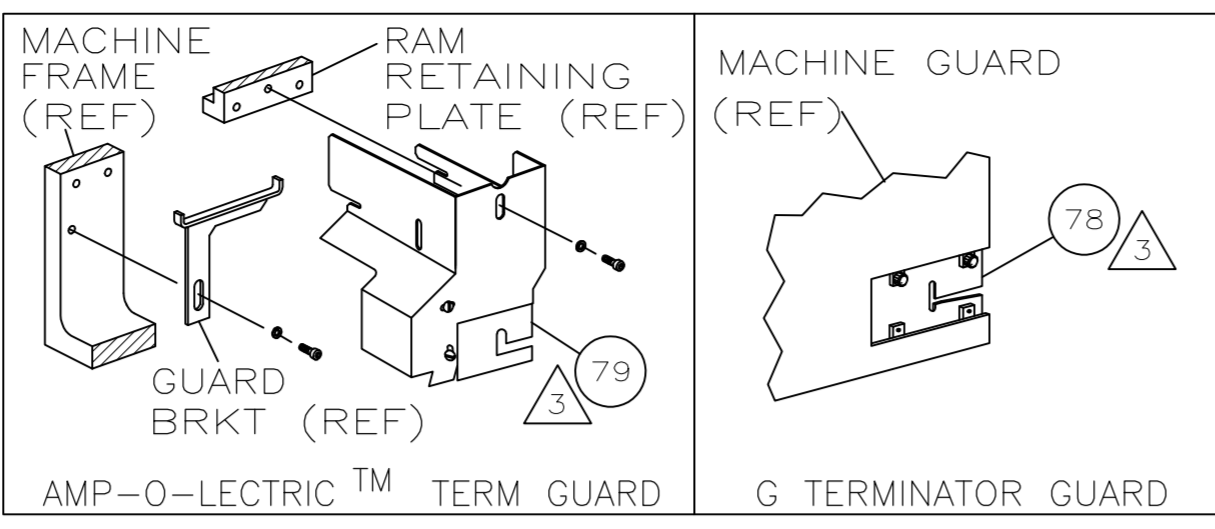
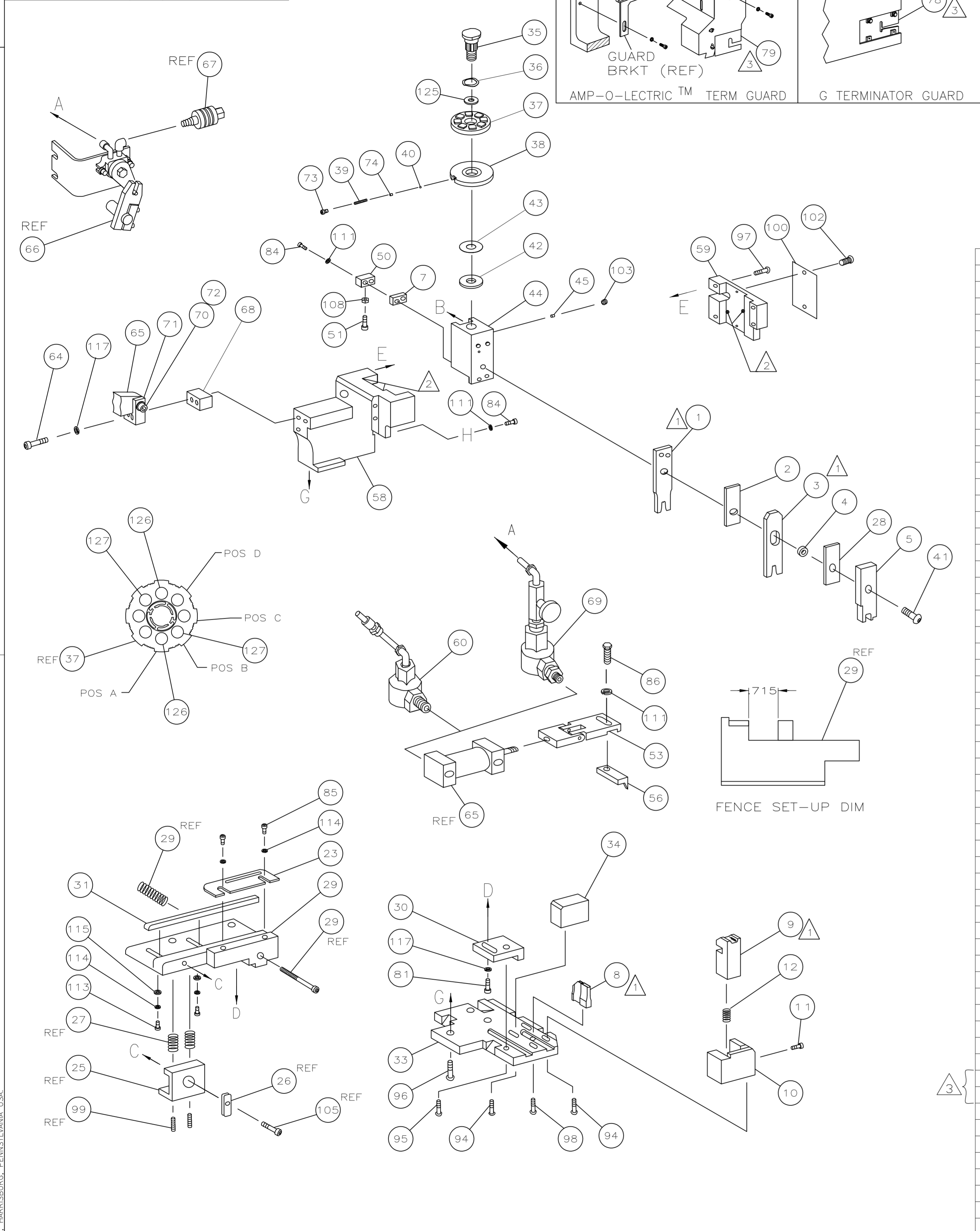


THIS DRAWING IS A CONTROLLED DOCUMENT.

PART NO 1385754

PART NUMBER	REV	FIRST USED
1385754 -1	B	122500-1
1385754 -2	B	565435-5
1385754 -3	B	354500-1

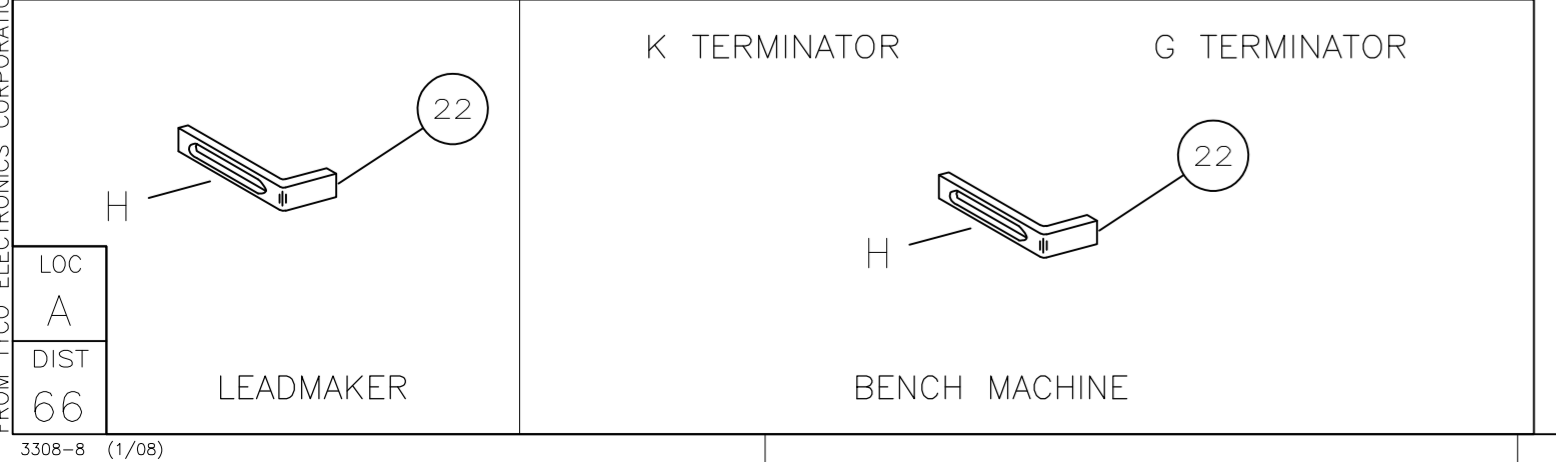


AMP TERM PN		MFR TERM PN		DELPHI TERMINAL		CUSTOMER CRIMP SPECS	
1572433		10724458					
				PAD LTR	CRIMP HEIGHT	WIRE SIZE	
				A	.111 ±.002 [2.82 ±0.05mm]	(1)4mm <sup>2</sup> & (1)1.5mm <sup>2</sup>	
				B	.103 ±.002 [2.62 ±0.05mm]	(1)2.5mm <sup>2</sup> & (1)1.5mm <sup>2</sup>	
				C	NOT	USED	
				D	NOT	USED	
				CRIMP	SIZE	TYPE RANGE	
				WIRE	.165 [4.19mm]	F 4mm <sup>2</sup> -6mm <sup>2</sup>	
				INSUL	.210 [5.33mm]	OV Ø.190 MAX	
WIRE STRIP LENGTH	TERM APPL SPEC	FEED	APPL INSTRUCTION	SET UP GAGE	LAYOUT		
.219-.250	NONE	1.180	408-8040	458637-1	L2976		

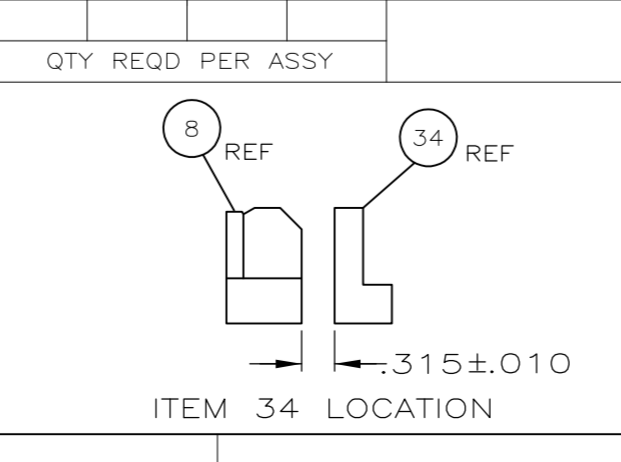
REV	LEADMAKER	MECH	POST FEED
-1	LEADMAKER	MECH	POST FEED
-2	BENCH MODEL K	MECH	PRE FEED
-3	BENCH MODEL G	MECH	PRE FEED

QTY	REQD	PER	ASSY	PART NO	DESCRIPTION	ITEM NO
2	2	2	-	4-354778-6	PIN, WIRE DISC (.2725)B	129
2	2	2	-	2-354778-9	PIN, WIRE DISC (.2640)A	127
1	1	1	-	986950-1	WASHER, FLAT PRECISION	126
1	1	1	-	217238-1	GENERAL INSTRUCTION PACKAGE	125
1	1	1	-	4088040	SF APPL INST 408-8040	124
						123
						122
						121
						120
						119
						118
3	3	3	-	21024-5	WASHER, LOCK(#10)ADJ BLOCK	117
						116
2	2	2	-	21055-4	WASHER,FLAT(#4)FENCE	115
4	4	4	-	21024-2	WASHER,LOCK(#4)FRONT STP GUIDE	114
2	2	2	-	1-21002-4	SCR,BHC(4-40x.38)FENCE	113
						112
4	4	4	-	21024-4	WASHER,LOCK(#8)STRIPPER	111
						110
						109
1	1	1	-	21018-5	NUT,HEX(NO.6)HOLDDOWN	108
						107
						106
REF	REF	REF	-	21989-8	SCR,SHLD(Ø.187x.25)DRAG LEVER	105
						104
1	1	1	-	21009-2	SCR,SKT SET(1/4-20x.25 LW)RAM	103
2	2	2	-	21017-2	SCR,DRIVE(#2x.19)ID PLATE	102
						101
1	1	1	-	461264-1	PLATE, IDENTIFICATION	100
REF	REF	REF	-	5-21006-6	SCR,SET(10-32x.75)DRAG	99
1	1	1	-	22733-8	SCR,BHC(8-32x.38 LW)ANVIL	98
4	4	4	-	2-21002-9	SCR,BHC(10-32x.75)CAP	97
3	3	3	-	2-22733-8	SCR,BHC(1/4-20x.62)HSG	96
1	1	1	-	2-21002-7	SCR,BHC(10-32x.50)SG ADJ BLK	95
4	4	4	-	2-21002-2	SCR,BHC(8-32x.50)TERM H DWN	94
2	2	2	-	2-21002-3	SCR,BHC(8-32x.62)R STP GDE	93
						92
						91
						90
						89
						88
						87
1	1	1	-	2-22603-1	SCR,HEX HD(8-32x.38)FEED FINGER	86
2	2	2	-	1-21000-6	SCR,SHC(4-40x.62)FR ST GUIDE	85
3	3	3	-	2-21000-7	SCR,SHC(8-32x.50)STRIPPER	84
						83
						82
1	1	1	-	7-21000-6	SCR,SHC(10-32x.31)SG ADJ BL	81
						80
-	1	-	-	462992-7	GUARD ASSY	79
REF	-	-	-	679532-1	INSERT, GUARD	78
						77
						76
						75
1	1	1	-	690603-1	SPRING, ASSIST	74
1	1	1	-	23030-1	SCR,SHC(6-32x.25 SL)INS DISC	73
1	1	1	-	3-21001-5	SCR,SHC(3/8x1.00)FEED MT	72
1	1	1	-	459610-3	MOUNT, FEED BRACKET	71
-3	-2	-1	U/M			

QTY	REQD	PER	ASSY	PART NO	DESCRIPTION	ITEM NO
1	1	1	-	21024-8	WASHER,LOCK(3/8)FEED BRKT	70
-	1	-	-	692655-5	AIR FEED VALVE ASSY	69
1	1	1	-	461690-3	SPACER, AIR FEED	68
-	REF	-	-	24042-2	VALVE, SHUT OFF	67
-	REF	-	-	692655-6	AIR FEED VALVE ASSY	66
1	1	1	-	461065-2	AIR FEED ASSY (2 INCH)	65
2	2	2	-	4-21000-2	SCR,SHC(10-32x1.75)AIR ASSY	64
						63
						62
						61
1	-	1	-	692655-7	AIR FEED VALVE ASSY	60
1	1	1	-	454220-1	CAP, RAM	59
1	1	1	-	454485-1	HOUSING	58
						57
1	1	1	-	458537-2	PAWL, FEED	56
						55
						54
1	1	1	-	461062-1	FEED FINGER ASSY	53
						52
1	1	1	-	811242-2	BUMPER, HOLDDOWN	51
1	1	1	-	690753-1	SPACER, TONKER	50
						49
						48
						47
						46
1	1	1	-	690191-1	PLUG, NYLON	45
1	1	1	-	819307-7	RAM	44
1	1	1	-	690125-1	WASHER, LAMINATED	43
1	1	1	-	690124-3	WASHER, RAM	42
1	1	1	-	7-21002-9	BOLT, CRIMPER(5/16x1.00)	41
1	1	1	-	23241-6	BALL, STEEL	40
1	1	1	-	690170-1	SPRING, COMPRESSION	39
1	1	1	-	1-690142-1	DISC, INSULATION	38
1	1	1	-	354777-1	DISC, WIRE	37
1	1	1	-	22480-5	WASHER, SPRING	36
1	1	1	-	690212-1	POST, RAM	35
1	1	1	-	1-690786-2	SUPPORT, TERMINAL	34
1	1	1	-	455675-1	PLATE, BASE	33
						32
1	1	1	-	189807-5	FENCE	31
1	1	1	-	455689-1	BLOCK, STRIP GUIDE ADJ	30
1	1	1	-	1633091-6	STRIP GUIDE PLATE ASSY	29
1	1	1	-	455888-8	SPACER, FRONT SHEAR DEP	28
REF	REF	REF	-	1-22284-0	SPRING, DRAG	27
REF	REF	REF	-	356835-1	LEVER, DRAG RELEASE	26
REF	REF	REF	-	240792-1	DRAG, TERMINAL	25
						24
1	1	1	-	2-679651-1	GUIDE, STRIP (FRONT)	23
1	1	1	-	690472-1	STRIPPER	22
						21
						20
						19
						18
						17
						16
						15
						14
						13
1	1	1	-	3-22280-3	SPRING, SHEAR	12
1	1	1	-	1-690461-7	STOP, SHEAR	11
1	1	1	-	679625-1	HOLDER, SHEAR (FRONT)	10
1	1	1	-	454276-8	SHEAR, FLOAT (FRONT)	9
1	1	1	-	8-662520-7	ANVIL	8
1	1	1	-	5-240641-9	SPACER, DEPRESSOR (REAR)	7
						6
1	1	1	-	4-455889-5	DEPRESSOR, SHEAR (FRONT)	5
1	1	1	-	238011-2	SPACER, BLOCK CRIMPER	4
1	1	1	-	805783-2	CRIMPER, INSULATION	3
1	1	1	-	2-455888-3	SPACER, CRIMPER	2
1	1	1	-	5-1490019-9	CRIMPER, WIRE	1



- 1 RECOMMENDED SPARE PARTS.
- 2 GREASE LIGHTLY.
- 3 GUARD MUST BE IN PLACE WHEN OPERATING APPLICATOR IN A BENCH MACHINE.
- 4 SEE DRAWING FOR COMPONENTS



REV	DESCRIPTION	DATE	BY	CHKD
B	ECR-09-018101	8-2009	MY	TE

DIMENSIONS: INCHES TOLERANCES UNLESS OTHERWISE SPECIFIED: 0 PLC ±.000 1 PLC ±.001 2 PLC ±.002 3 PLC ±.003 4 PLC ±.004 ANGLES: - SURFACE TEXTURE: ✓	DWN: R.O.WILSON CHK: - APVD: T.ELBIN NAME: T.ELBIN SCALE: - SIZE: A1 DRAWING NO: 1385754 SHEET: 1 of 1 REV: B	MATERIAL: - HEAT TREAT: - <b>Tyco Electronics</b> Tyco Electronics Corporation Harrisburg, PA 17105-3608 SIDE FEED HDM APPLICATOR
---	---	--