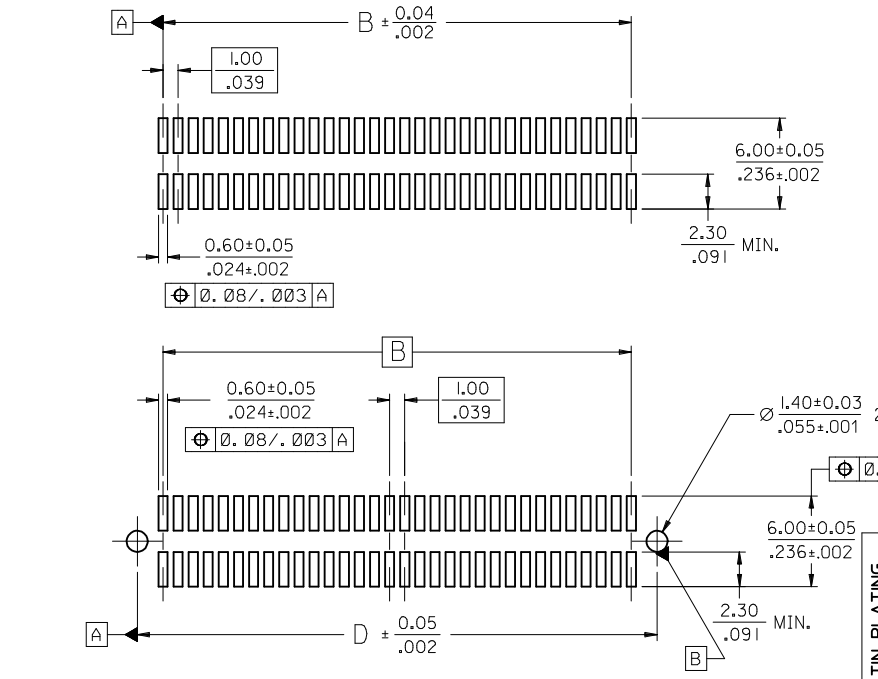


CIRCUIT SIZE	DIM. A	DIM. B	DIM. C	DIM. D
20	13.90 .547	9.00 .354	12.58 .495	12.40 .488
30	18.90 .744	14.00 .551	17.58 .692	17.40 .685
40	23.90 .941	19.00 .748	22.58 .889	22.40 .882
50	28.90 1.138	24.00 .945	27.58 1.086	27.40 1.079
60	33.90 1.335	29.00 1.142	32.58 1.283	32.40 1.276
64	35.90 1.413	31.00 1.220	34.58 1.361	34.40 1.354
70	38.90 1.531	34.00 1.339	37.58 1.480	37.40 1.472
80	43.90 1.728	39.00 1.535	42.58 1.676	42.40 1.669
84	45.90 1.807	41.00 1.614	44.58 1.755	44.40 1.748
90	48.90 1.925	44.00 1.732	47.58 1.873	47.40 1.866
100	53.90 2.122	49.00 1.929	52.58 2.070	52.40 2.063
110	58.90 2.319	54.00 2.126	57.58 2.267	57.40 2.260
120	63.90 2.516	59.00 2.323	62.58 2.464	62.40 2.457

NOTES:

- HOUSING MATERIAL: LIQUID CRYSTAL POLYMER (LCP) GLASS FILLED.; UL RATING: 94V-0; COLOR: WHITE OR BLACK
TERMINAL MATERIAL: PHOSPHOR BRONZE; 0.205/.0080 THICK
VACUUM CAP MATERIAL: STAINLESS STEEL; 0.255/.0100 THICK
- PLATING FINISHES: SEE SHEET 2
- PRODUCT SPECIFICATION: PS-71436-999
- PACKAGING SPECIFICATIONS: REFER TO CHART ON SHEET 2.
- MATES WITH: 71439 SERIES. SEE SHEET 2 FOR MATING VIEW AND STACK HEIGHT.
- PEGS ARE OPTIONAL. REFER TO CHART ON SHEET 2.
- VACUUM PICK & PLACE CAP IS OPTIONAL. REFER TO CHART ON SHEET 2.
- THIS PART CONFORMS TO EIA STANDARD 700 AAAB FOR 1.0mm TWO-PART CONNECTORS FOR USE WITH PARALLEL PRINTED BOARDS.
- COPLANARITY OF SMT TAILS: 0.10/.004 MAX.
- 64-CIRCUIT PLUG ASSEMBLY WITH PEGS AND VACUUM CAP SHOWN FOR ILLUSTRATION PURPOSES ONLY.
- DIMENSIONS ARE IN mm/IN. INCH DIMENSIONS SHOWN FOR REFERENCE ONLY.
- ASSEMBLY TO HAVE DATE CODE: XX XX WEEK YEAR



RECOMMENDED PCB LAYOUT
(WITH AND WITHOUT PEGS)

RECOMMENDED PCB THICKNESS: 1.00±0.10/.039±.004 MIN.

CLARIFY TIN PLATING EC NO: UCP2017-1097 DRW:SSORADI 2016/11/14 CHKD: APPR:KLANG	DESCRIPTION 2016/11/23	QUALITY SYMBOLS
		▽=0
		▽=0

GENERAL TOLERANCES (UNLESS SPECIFIED)	
mm	INCH
4 PLACES ± .005	± .0005
3 PLACES ± .01	± .001
2 PLACES ± 0.13	± .01
1 PLACE ± 0.25	± .02
0 PLACE ± .005	± .0005
ANGULAR ±1/2°	
DRAFT WHERE APPLICABLE MUST REMAIN WITHIN DIMENSIONS	

DIMENSION STYLE MM/IN	
DRAWN BY	DATE
REED	1995/03/23
CHECKED BY	DATE
REED	1995/01/23
APPROVED BY	DATE
SMILLER	2014/10/27
MATERIAL NO.	
SEE SHEET 2	

SCALE	DESIGN UNITS	THIRD ANGLE PROJECTION
METRIC	METRIC	THIRD ANGLE PROJECTION
TITLE		
SALES ASSY, 1.0MM BOARD TO BOARD PLUG CONNECTOR 4.30/.169 STACK HEIGHT		
molex		
DOCUMENT NO.	SHEET NO.	
SDA-71436-2***	1 OF 2	

THIS DRAWING CONTAINS INFORMATION THAT IS PROPRIETARY TO MOLEX INCORPORATED AND SHOULD NOT BE USED WITHOUT WRITTEN PERMISSION

WHITE (NATURAL) MATERIAL

CIRCUIT SIZE	PLUG ASSEMBLY ITEM NUMBER	PEGS	CONTACT PLATING (SEE PLATING NOTES)	PICK & PLACE CAP	PACKAGING SPEC. NUMBER	PACKAGING TYPE
64	71436-2164	YES	30 GOLD	NO	PK-70873-0607	TUBE
64	71436-2364	YES	30 GOLD	YES	PK-70873-0607	TUBE
64	71436-2464	YES	30 GOLD	YES	PK-70873-063	TAPE & REEL
64	71436-2564	NO	30 GOLD	NO	PK-70873-0606	TUBE
64	71436-2764	NO	30 GOLD	YES	PK-70873-0606	TUBE
64	71436-2864	NO	30 GOLD	YES	PK-70873-063	TAPE & REEL
64	71436-2264	NO	50 GOLD	YES	PK-70873-063	TAPE & REEL
64	71436-2664	YES	50 GOLD	NO	PK-70873-0607	TUBE
64	71436-2064	NO	50 GOLD	NO	PK-70873-0606	TUBE

PLATING NOTES:

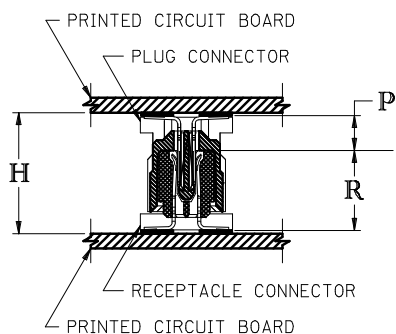
- 30 GOLD: SELECTIVE GOLD (Au) IN THE CONTACT AREA;
THICKNESS = 0.76 MICROMETERS (30 MICROINCHES) MINIMUM;
SELECTIVE MATTE TIN (Sn) IN THE PC TAIL AREA;
THICKNESS = 1.88 MICROMETERS (75 MICROINCHES) MINIMUM;
NICKEL UNDERPLATE OVERALL.
- 50 GOLD: SELECTIVE GOLD (Au) IN THE CONTACT AREA;
THICKNESS = 1.27 MICROMETERS (50 MICROINCHES) MINIMUM;
SELECTIVE MATTE TIN (Sn) IN THE PC TAIL AREA;
THICKNESS = 1.88 MICROMETERS (75 MICROINCHES) MINIMUM;
NICKEL UNDERPLATE OVERALL.

BLACK MATERIAL WITH PICK & PLACE CAP

CIRCUIT SIZE	PLUG ASSEMBLY ITEM NUMBER	PEGS	CONTACT PLATING (SEE NOTES PAGE2)	PICK & PLACE CAP	PACKAGING SPEC. NUMBER	PACKAGING TYPE
64	71436-2964	NO	30 GOLD	YES	PK-70873-063	TAPE & REEL

RECOMMENDED PLUG/RECEPTACLE COMBINATION FOR
MATED STACK HEIGHT PER EIA STANDARD 700 AAAB

MATED STACK HEIGHT	RECEPTACLE HEIGHT	RECEPTACLE SERIES NO.	PLUG HEIGHT	PLUG SERIES NO.
10.00/.394	5.30/.209	71439-0***	4.30/.169	71436-2***
12.00/.472	7.30/.287	71439-1***	4.30/.169	71436-2***
13.00/.512	8.30/.327	71439-2***	4.30/.169	71436-2***
15.00/.591	10.30/.406	71439-3***	4.30/.169	71436-2***



PLUG STACK HEIGHT
+ RECEPTACLE STACK HEIGHT
+ 0.40/.016 (SOLDER PASTE ALLOWANCE)
= MATED STACK HEIGHT

P = PLUG STACK HEIGHT
R = RECEPTACLE STACK HEIGHT
H = MATED STACK HEIGHT

SEE SHEET 1 EC NO: UCP2017-1097 DRW:SSORAD1 CHKD: APPR:KLANG REVISION	DESCRIPTION 2016/11/23	QUALITY SYMBOLS	GENERAL TOLERANCES (UNLESS SPECIFIED)		DIMENSION STYLE MM/IN		SCALE	DESIGN UNITS METRIC	THIRD ANGLE PROJECTION	
		▽=0	mm	INCH	DRAWN BY	DATE	TITLE SALES ASSY, 10MM BOARD TO BOARD PLUG CONNECTOR 4.30/.169 STACK HEIGHT	DOCUMENT NO. SDA-71436-2***	SHEET NO. 2 OF 2	
		▽=0	4 PLACES ± --- ± ---	REED	1995/03/23					
		▽=0	3 PLACES ± --- ± .005	CHECKED BY	DATE					
			2 PLACES ± 0.13 ± .01	REED	1995/0/23					
	1 PLACE ± 0.25 ± ---	APPROVED BY	DATE							
	0 PLACE ± --- ± ---	SMILLER	2014/10/27	MATERIAL NO.		SEE TABLES				
ANGULAR ±1/2°			DRAFT WHERE APPLICABLE MUST REMAIN WITHIN DIMENSIONS		SIZE		THIS DRAWING CONTAINS INFORMATION THAT IS PROPRIETARY TO MOLEX. INCORPORATED AND SHOULD NOT BE USED WITHOUT WRITTEN PERMISSION			

WHITE (NATURAL) MATERIAL

CIRCUIT SIZE	PLUG ASSEMBLY ITEM NUMBER	PEGS	CONTACT PLATING (SEE PLATING NOTES)	PICK & PLACE CAP	PACKAGING SPEC. NUMBER	PACKAGING TYPE
64	71436-2164	YES	30 GOLD	NO	PK-70873-0607	TUBE
64	71436-2364	YES	30 GOLD	YES	PK-70873-0607	TUBE
64	71436-2464	YES	30 GOLD	YES	PK-70873-063	TAPE & REEL
64	71436-2564	NO	30 GOLD	NO	PK-70873-0606	TUBE
64	71436-2764	NO	30 GOLD	YES	PK-70873-0606	TUBE
64	71436-2864	NO	30 GOLD	YES	PK-70873-063	TAPE & REEL
64	71436-2264	NO	50 GOLD	YES	PK-70873-063	TAPE & REEL
64	71436-2664	YES	50 GOLD	NO	PK-70873-0607	TUBE
64	71436-2064	NO	50 GOLD	NO	PK-70873-0607	TUBE

PLATING NOTES:

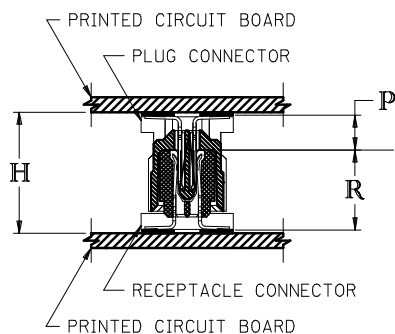
- 30 GOLD: SELECTIVE GOLD (Au) IN THE CONTACT AREA;
THICKNESS = 0.76 MICROMETERS (30 MICROINCHES) MINIMUM;
SELECTIVE TIN (Sn) IN THE PC TAIL AREA;
THICKNESS = 1.88 MICROMETERS (75 MICROINCHES) MINIMUM;
NICKEL UNDERPLATE OVERALL.
- 50 GOLD: SELECTIVE GOLD (Au) IN THE CONTACT AREA;
THICKNESS = 1.27 MICROMETERS (50 MICROINCHES) MINIMUM;
SELECTIVE TIN (Sn) IN THE PC TAIL AREA;
THICKNESS = 1.88 MICROMETERS (75 MICROINCHES) MINIMUM;
NICKEL UNDERPLATE OVERALL.

BLACK MATERIAL WITH PICK & PLACE CAP

CIRCUIT SIZE	PLUG ASSEMBLY ITEM NUMBER	PEGS	CONTACT PLATING (SEE NOTES PAGE2)	PICK & PLACE CAP	PACKAGING SPEC. NUMBER	PACKAGING TYPE
64	71436-2964	NO	30 GOLD	YES	PK-70873-063	TAPE & REEL

RECOMMENDED PLUG/RECEPTACLE COMBINATION FOR MATED STACK HEIGHT PER EIA STANDARD 700 AAAB

MATED STACK HEIGHT	RECEPTACLE HEIGHT	RECEPTACLE SERIES NO.	PLUG HEIGHT	PLUG SERIES NO.
10.00/.394	5.30/.209	71439-0***	4.30/.169	71436-2***
12.00/.472	7.30/.287	71439-1***	4.30/.169	71436-2***
13.00/.512	8.30/.327	71439-2***	4.30/.169	71436-2***
15.00/.591	10.30/.406	71439-3***	4.30/.169	71436-2***



PLUG STACK HEIGHT
+ RECEPTACLE STACK HEIGHT
+ 0.40/.016 (SOLDER PASTE ALLOWANCE)
= MATED STACK HEIGHT

BOTTOMING SURFACE

P = PLUG STACK HEIGHT
R = RECEPTACLE STACK HEIGHT
H = MATED STACK HEIGHT

ADD 71436-2064/-2664 EC NO: UCP2007-2420 DRWN:MSI BARRA 2007/05/08 CHKD:J MORGAN 2007/05/17 APPR:SMILLER 2007/05/18	QUALITY SYMBOLS ▽=0 ▽=0	GENERAL TOLERANCES (UNLESS SPECIFIED)		DIMENSION STYLE		SCALE	DESIGN UNITS	THIRD ANGLE PROJECTION		
				MM/IN		---	INCH			
		4 PLACES ± ---	± ---	DRAWN BY	DATE	TITLE				
		3 PLACES ± ---	± ---	REED	1995/03/23	SALES ASSY, 1.0MM BOARD TO BOARD PLUG CONNECTOR 4.30/.169 STACK HEIGHT				
2 PLACES ± ---	± ---	CHECKED BY	DATE	MOLEX MOLEX INCORPORATED						
1 PLACE ± ---	± ---	REED	1995/03/23	SDA-71436-2***						
ANGULAR ±1/2°		APPROVED BY	DATE	MATERIAL NO.		DOCUMENT NO.		SHEET NO.		
		BIXLER	1995/03/23			SEE TABLE		2 OF 2		
DRAFT WHERE APPLICABLE MUST REMAIN WITHIN DIMENSIONS		THIS DRAWING CONTAINS INFORMATION THAT IS PROPRIETARY TO MOLEX INCORPORATED AND SHOULD NOT BE USED WITHOUT WRITTEN PERMISSION								