© – TE Connectivity. All Rights Reserved.

REVISIONS					
P	LTR	DESCRIPTION	DATE	DWN	APVD
	A	REVISED PER ECO-20-013368	28SEP2020	RZ	HL

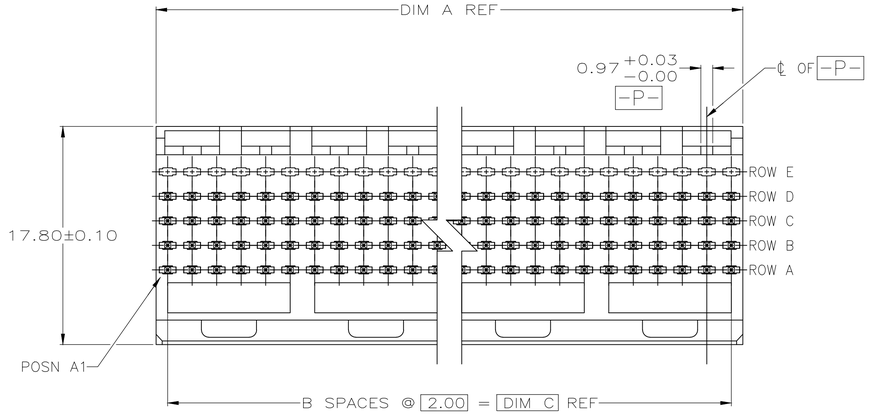

1. HOUSING MATERIAL: LIQUID CRYSTAL POLYMER.
   COLOR: NATURAL.
2. CONTACT MATERIAL: PHOSPHOR BRONZE.
3. CONTACT FINISH:(B)
   UNDERPLATE (ENTIRE CONTACT):
   0.00127 MIN NICKEL PER SAE-AMS-QQ-N-290
   ON MATING SURFACES:
   CONFORMS TO ALL TESTING SPECIFIED FOR TELCORDIA UNCONTROLLED ENVIRONMENT.
   ON LEADS:
   0.0006 MIN MATTE TIN PER ASTM B 545 OVER UNDERPLATE.
   LUBRICATION (MIN MATING SURFACES):
   SURFACE CONDITIONER AFTER PLATING.
4. PART MARKING PER AMP INCORPORATED SPECIFICATION 115-9009, LOCATED APPROXIMATELY AS SHOWN.
5. DIMENSION APPLIES WHEN SEATED ON PRINTED CIRCUIT BOARD.
6. OBSOLETE PARTS: OBSOLETE CIS STREAMLINING PER D.RENAUD/D.SINISI

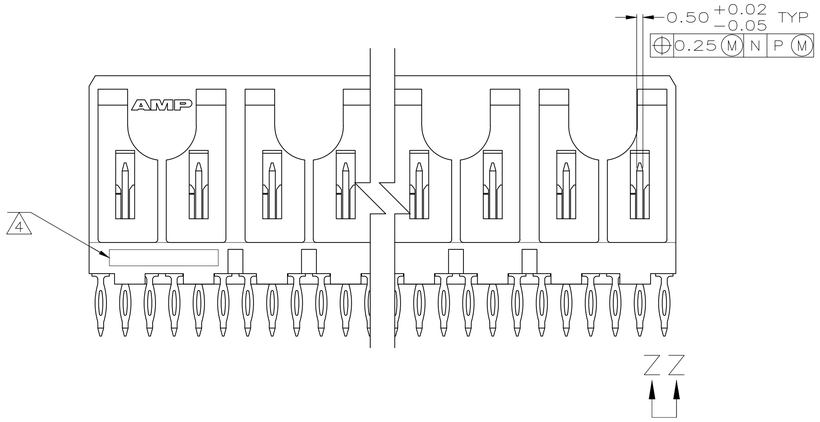

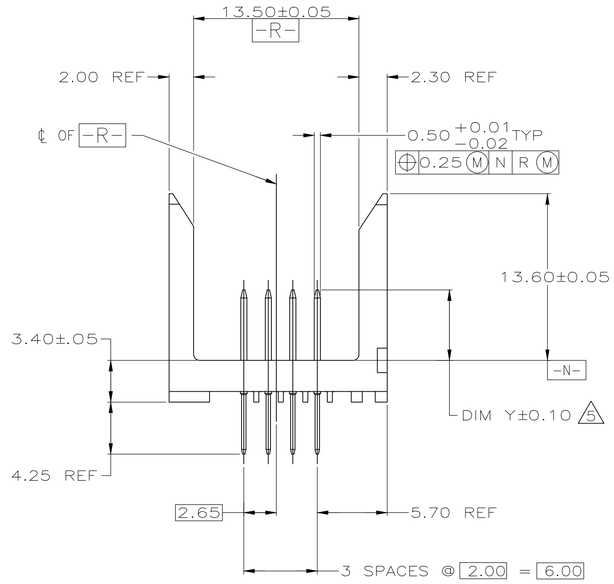

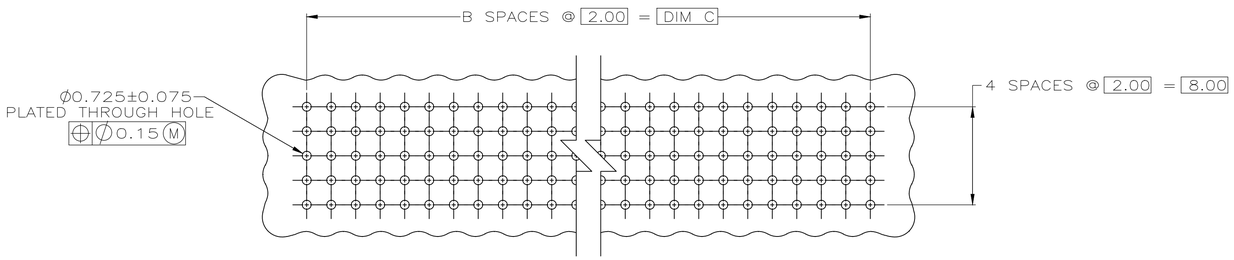

RECOMMENDED CIRCUIT PATTERN
(COMPONENT SIDE)

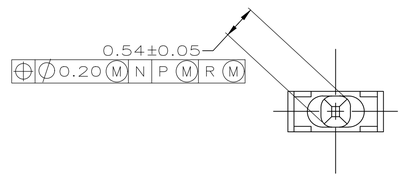

VIEW Z–Z
SCALE 20:1

	X	DIM C	B	DIM A	FINISH	NUMBER OF SIGNAL POSITIONS	PART NUMBER
OBSOLETE	42	82.00	41	83.88	3	210	~~5223074-7~~
	24	46.00	23	47.88	3	120	5223074-4
	18	34.00	17	35.88	3	90	5223074-3
	12	22.00	11	23.88	3	60	5223074-2
6 OBSOLETE	6	10.00	5	11.88	3	30	~~5223074-1~~

E	5.75	4.25
CONTACT LETTER	DIM Y	DIM Z

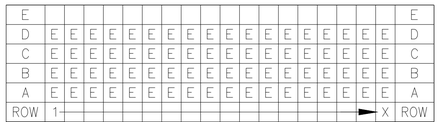

CONTACT LOAD CHART

THIS DRAWING IS A CONTROLLED DOCUMENT.

DIMENSIONS: mm

TOLERANCES UNLESS OTHERWISE SPECIFIED:
0 PLC ± –
1 PLC ± –
2 PLC ± 0.13
3 PLC ± –
4 PLC ± –
ANGLES ± –

MATERIAL 1 2
FINISH 3

DWN R.MCMASTER 13DEC04
CHK R.WERTZ 13DEC04
APVD R.WERTZ 13DEC04
PRODUCT SPEC —
APPLICATION SPEC —
WEIGHT 0.000000

TE Connectivity

NAME PIN ASSEMBLY,Z-PACK 2mm FB,SIGNAL, VERTICAL,5 ROW,WITH PRESS FIT LEADS

SIZE	CAGE CODE	DRAWING NO	RESTRICTED TO
A1	00779	C-5223074	—

CUSTOMER DRAWING | SCALE 4:1 | SHEET 1 OF 1 | REV A

4805 (1/15)