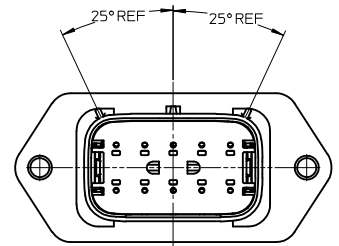
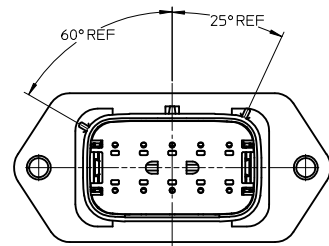
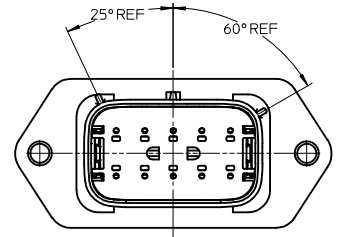
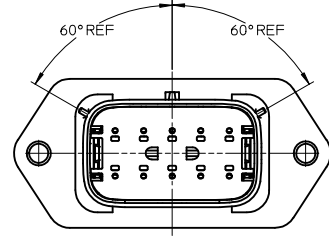
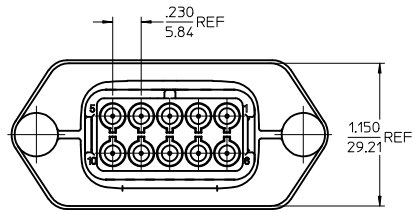
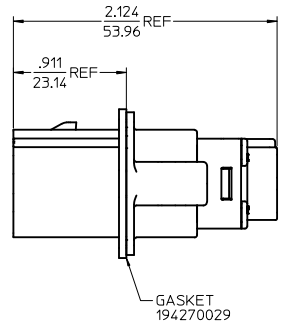
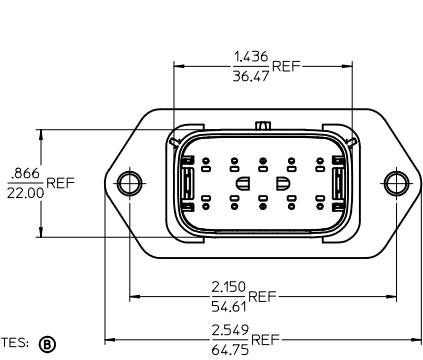
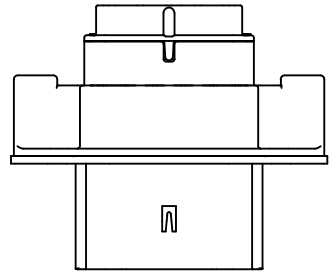
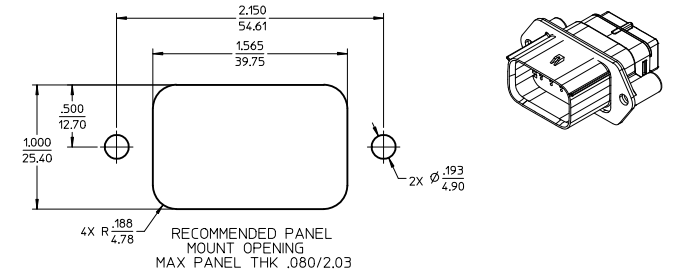


MATERIAL NUMBER	WIRE GAGE	GASKET	KEYING OPTION	COLOR
194351011	16-14	YES	A	BLACK
194351012	22-18	YES	A	BLACK
194351013	16-14	NO	A	BLACK
194351014	22-18	NO	A	BLACK
194351016	16-14	YES	B	GRAY
194351017	22-18	YES	B	GRAY
194351018	16-14	NO	B	GRAY
194351019	22-18	NO	B	GRAY
194351021	16-14	YES	C	BROWN
194351022	22-18	YES	C	BROWN
194351023	16-14	NO	C	BROWN
194351024	22-18	NO	C	BROWN
194351026	16-14	YES	D	GREEN
194351027	22-18	YES	D	GREEN
194351028	16-14	NO	D	GREEN
194351029	22-18	NO	D	GREEN



- NOTES: (B)
- MATERIALS:
HOUSING: POLYESTER (PBT), GLASS FILLED, UL94 V-0,
COLOR: SEE CHART.
SEAL: SILICONE RUBBER.
GASKET: EPDM RUBBER.
 - PRODUCT SPECIFICATION: PS-19417-001.
 - PACKAGING SPECIFICATION: PK-19435-001.
GASKETS, IF REQUIRED FOR THE ASSEMBLIES,
ARE BULK PACKAGED IN A SEPARATE BAG.
 - MATES WITH: 19418 SERIES RECEPTACLE ASSEMBLIES.
 - USE CONNECTOR WITH MALE CRIMP TERMINAL: SERIES 19417.
 - RECOMMENDED MOUNTING HARDWARE: 12#10 X .62/15.8 LONG PLASTIC
THREAD CUTTING SCREWS, RECOMMENDED TORQUE 15-17 IN.-LBS.
SUGGESTED SOURCE: ITW SHAKEPROOF INDUSTRIAL BOSSCREW OR EQUIVALENT.

UPDATE NOTES EC NO: IFC2012-0303 DRAWN: JMW/ENG 2011/10/28 CHKD: [] APPROV: JLT/US 2012/02/28	QUALITY SYMBOLS ▽=0 ▽=0	GENERAL TOLERANCES (UNLESS SPECIFIED)		DIMENSION STYLE IN/MM		SCALE 2:1	DESIGN UNITS INCH	THIRD ANGLE PROJECTION
		4 PLACES ± .015 3 PLACES ± .015 2 PLACES ± 0.38 1 PLACE ± .015	mm INCH	DRAWN BY JPWLICKI	DATE 02/09/05	TITLE 10 WAY SEALED PLUG PANEL MOUNT ASSEMBLY, 22-14 AWG, A-D POLARIZATION	MOLEX INCORPORATED	MATERIAL NO. SD-19435-010
DRAFT WHERE APPLICABLE MUST REMAIN WITHIN DIMENSIONS		ANGULAR ± 2°		APPROVED BY RDEROSS 02/11/05		THIS DRAWING CONTAINS INFORMATION THAT IS PROPRIETARY TO MOLEX INCORPORATED AND SHOULD NOT BE USED WITHOUT WRITTEN PERMISSION		