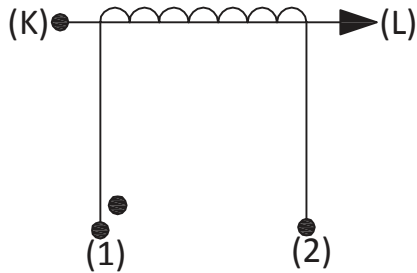


Product Type	Current Transformer
AMGIS Part Number	CT1100

SCHEMATIC:



ELECTRICAL SPECIFICATION:

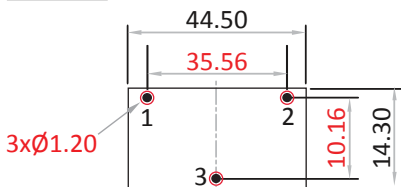
Rated input current	= 100Amps
Primary to Secondary isolation	= 2500VAC
Operating Frequency	= 50 / 60 Hz
Turns Ratio	= 1 : 1000
DC Resistance	= 21.30 Ω
Output Voltage	= 10.0V @ 100A / 100Ω, 1.00W
Io @ Vrms : 12.00V	= 1740μArms
Ratio Correction factor (RCF*)	= 1.001@10% (Multiply current reading by this factor to compensate for transformer losses)

Volt/Amp at rated Ip for different loads			
100Ω	500Ω	2000Ω	5000Ω
0.10	0.34	0.50	0.56

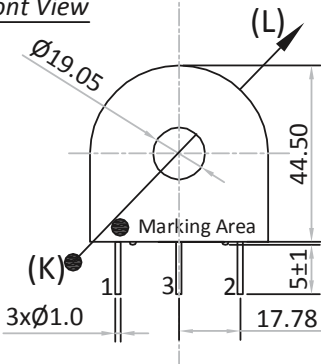
MECHANICAL SPECIFICATION :

OUTPUT RESPONSE vs INPUT CURRENT @ RATED BURDEN :

Top View (Suggested Pad Layout)

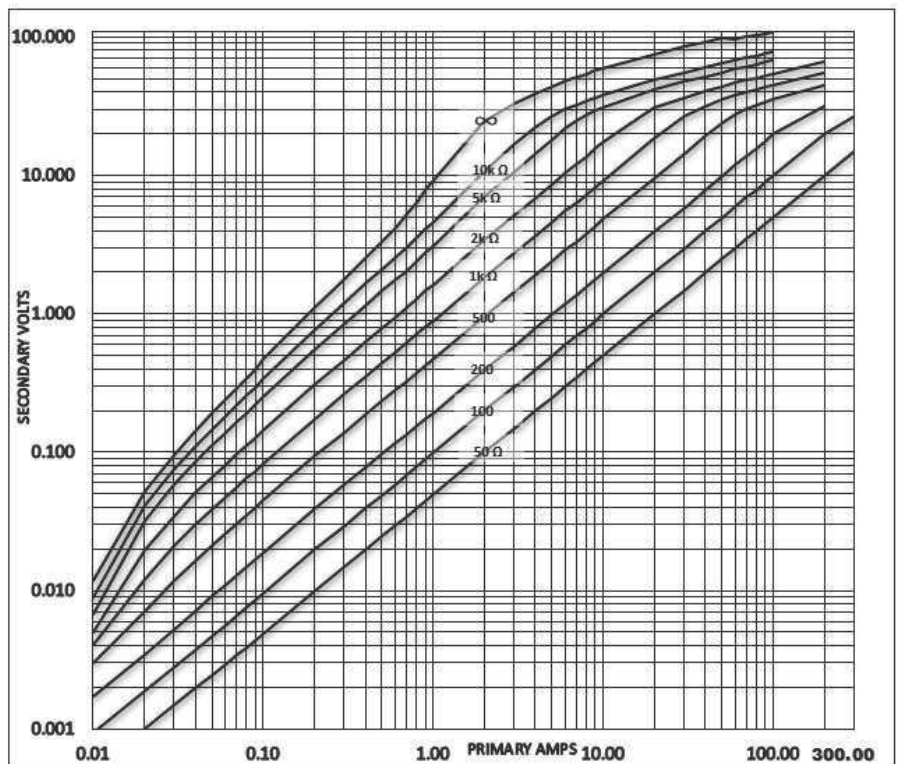


Front View

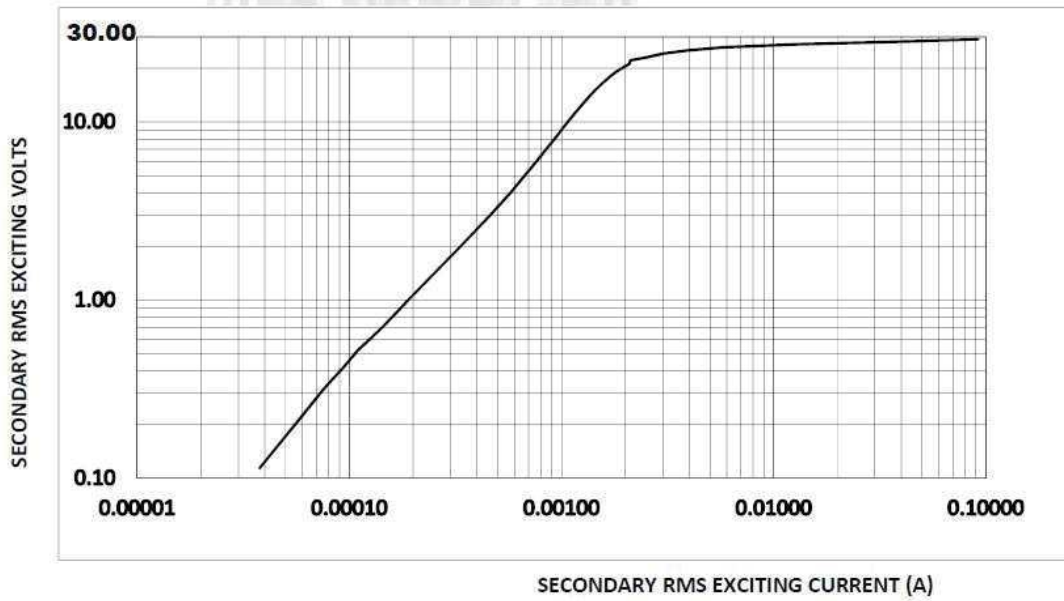


All dimensions are in mm
Linear dimensional tolerance ±0.2mm

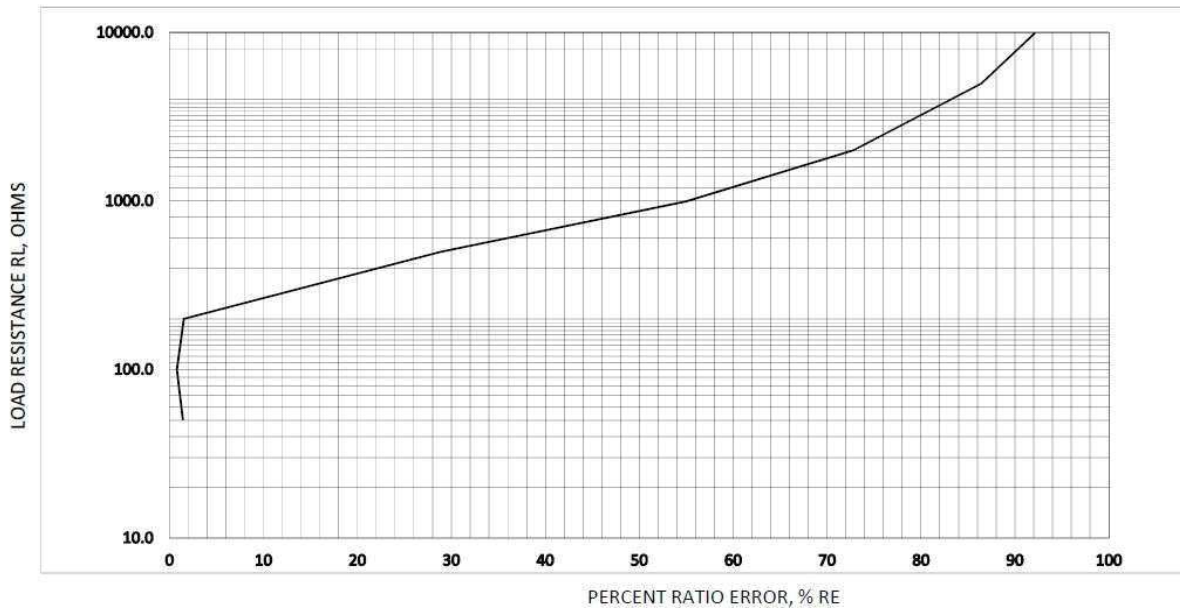
Note : Un-Used pin → #3



TYPICAL EXCITATION CURVE :



RATIO ERROR (%) vs RATED BURDEN @ INPUT CURRENT :



TRAFO WEIGHT:

Approx. Weight = 0.080 kg / pc

MARKING INFORMATION:

Amgis
 CT1100
 Yr/Wk code
 ●
 Dot mark for Start pin identification

-----Initial Issue-----	1	0	Balaji. R	18-Nov'2015
Changes	Issue	Rev	Initial	Date