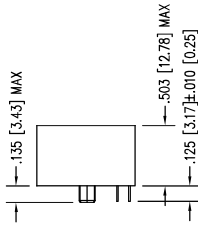
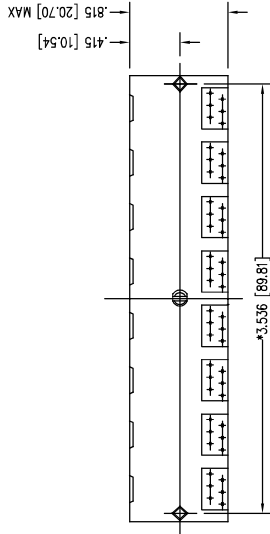
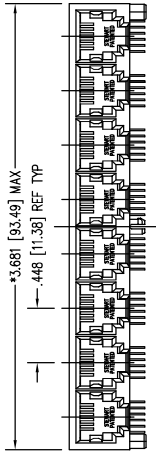


1

DATE	REV	EON	APPD. BY
1/15/15	A4	10200	TRM
3-11-16	A5	10599	TRM

B



NOTES:

- CONNECTOR MATERIALS:
HOUSING: THERMOPLASTIC UL94 V-0
CONTACTS/SHIELD: COPPER ALLOY
SHIELD PLATING: NICKEL OR TIN
CONTACT PLATING: SELECTIVE GOLD IN CONTACT AREA
SEE CHART FOR PART NUMBER
- FOR PRODUCT SPECIFICATIONS SEE PRO22-01.
- DIMENSIONS AND TOLERANCES COMPLY WITH TIA-1096 STANDARD.


A

30 MICRO-INCHES [0.76um]	SS-666608-NF
CONTACT PLATING IN MATING AREA	PART NUMBER

THIRD ANGLE PROJECTION DRAWING IS SUBJECT TO CHANGE WITHOUT NOTICE	DO NOT SCALE DRAWING	THIS DRAWING AND THE SUBJECT MATTER SHOWN THEREON ARE CONFIDENTIAL AND THE PROPRIETARY PROPERTY OF STEWART CONNECTOR GROUP. NO PART OF THIS DRAWING OR ANY INFORMATION CONTAINED HEREIN IS TO BE REPRODUCED OR USED IN ANY MANNER WITHOUT PRIOR WRITTEN CONSENT OF STEWART CONNECTOR. ONE OR MORE U.S. PATENTS MAY APPLY TO THIS PRODUCT. FOR DETAILS, PLEASE VISIT: HTTP://REFUSE.COM/STEWART/PATENTS/
DIMENSIONS: INCHES [METRIC] UNLESS OTHERWISE SPECIFIED TOLERANCES ARE ±.005 [0.13] ANGLES ARE ± 1°	SHEET NO. 1 OF 1	URN BY: KRL DATE: 2/1/06 APPD BY: JIM DATE: 2-2-06 DWG NO. CT660035 REV. A5

11118 Susquehanna Trl, South
Glen Rock, PA 17327-9199
(717) 235-7512
<http://www.stewartconnector.com>

8 PORT PCB HARMONICA JACK PAC, NON-FLANGED



P.C.B. RECOMMENDED HOLE LAYOUT
SEEN FROM COMPONENT SIDE
TOLERANCE ±.003 [0.08] UNLESS OTHERWISE SPECIFIED

1

AutoCAD

2

2

B

A