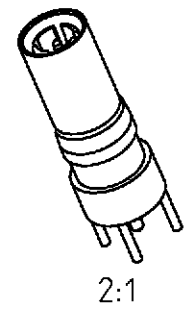
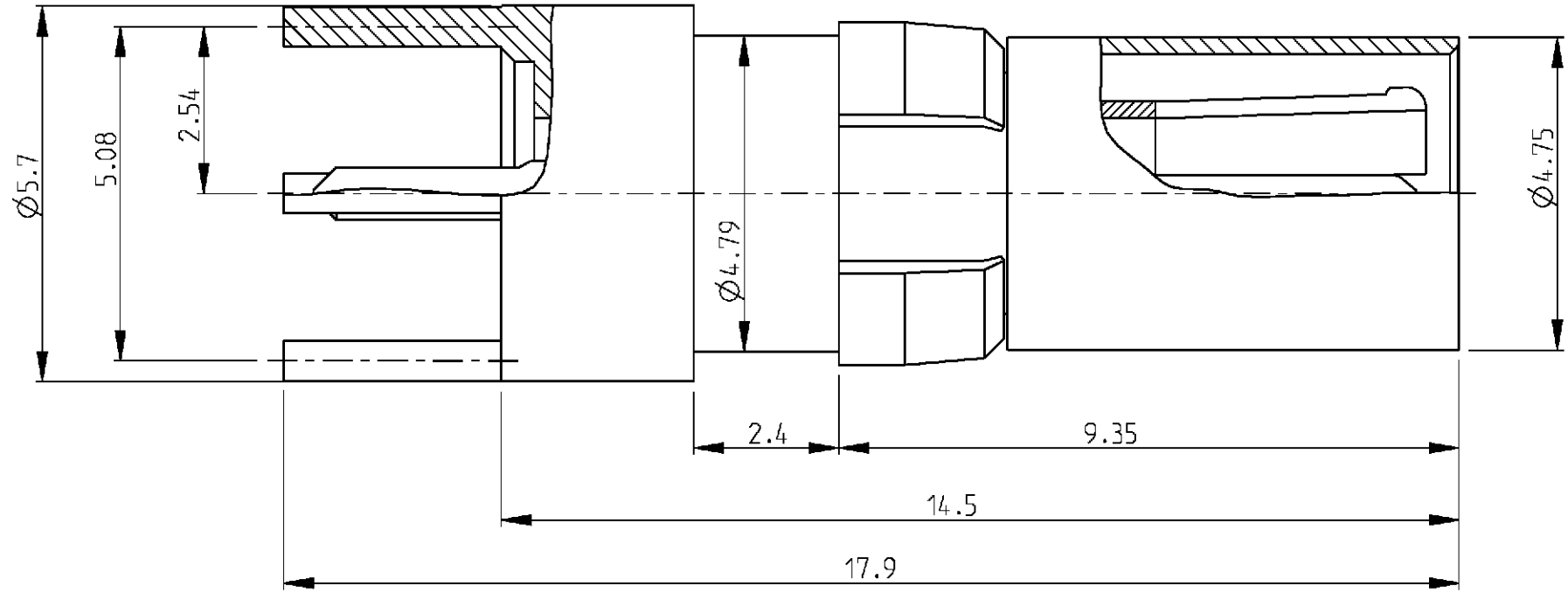
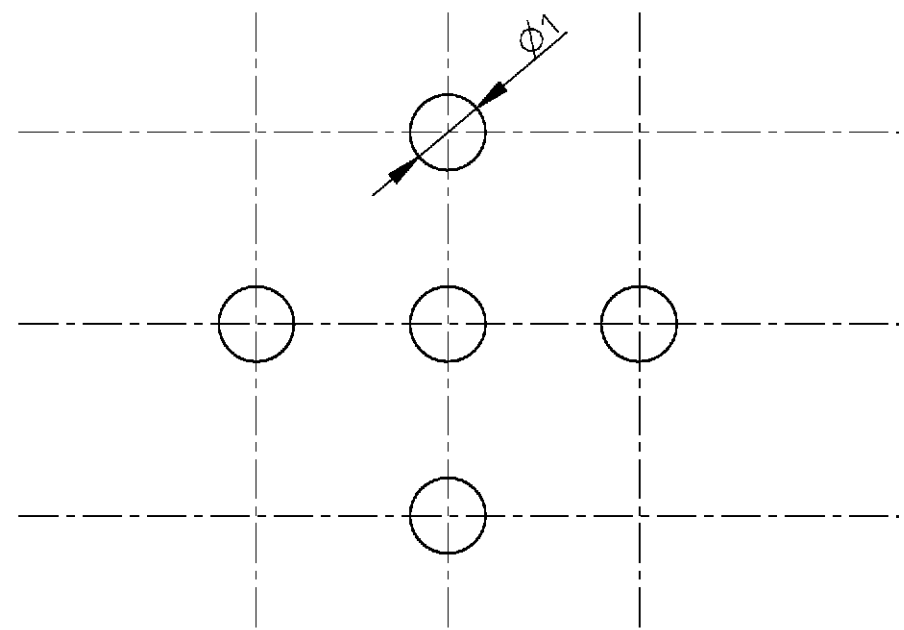


THIS DRAWING IS UNPUBLISHED. RELEASED FOR PUBLICATION 2000  
 © COPYRIGHT 2000 BY TYCO ELECTRONICS CORPORATION. ALL RIGHTS RESERVED.

LOC	DIST	REVISIONS				
P	LTR	DESCRIPTION	DATE	DWN	APVD	
GW	-	A1	SR10-0107-01	09APR2001	CM	KM
		A2	SR10-0146-01	05APR2001	BL	KM



Recommended PCB layout  
Pitch 2.54



Application : DIN41612 type M  
 Mating face according to DIN 41626 , Part 2  
 All dimensions are max. dimensions

V23601-A927-E1	1-1393662-0	Dielectric	PTFE	
		Outer Con.	Cu Be	1µm Au min in contact area
		Center Con.	Brass	1µm Au min in contact area
Old Nr	Tyco Nr	Description	Material	Plating

<small>THIS DRAWING IS A CONTROLLED DOCUMENT FOR TYCO ELECTRONICS CORPORATION. IT IS SUBJECT TO CHANGE AND THE CONTROLLING ENGINEERING ORGANIZATION SHOULD BE CONTACTED FOR THE LATEST REVISION.</small>		DWN MOROBE 04APR2001 CHK MATTHEEUWS 9APR2001 APVD BOZZER 9APR2001		<b>tyco</b> Tyco Electronics <b>Electronics</b> Oostkamp - Belgium	
DIMENSIONS: mm 		TOLERANCES UNLESS OTHERWISE SPECIFIED: 0 PLC ± 1 PLC ±0.5 2 PLC ±0.13 3 PLC ±0.013 4 PLC ±0.0001 ANGLES ±		NAME <b>BULKHEAD PLUG WITH PCB CONNECTION 1.0/2.3 INSERT 50 Ohm</b>	
MATERIAL - FINISH -		PRODUCT SPEC 108-71032 APPLICATION SPEC - WEIGHT -		SIZE A3 CAGE CODE 00779 DRAWING NO C-1-1393662-0 RESTRICTED TO -	
				SCALE 10/1 SHEET 1 OF 1 REV A2	

