

2-1871935-1 ✓ ACTIVE

[Dynamic Series](#) | [Dynamic 1000 Series](#)

TE Internal #: 2-1871935-1

PCB Mount Header, Horizontal, Wire-to-Board, 22 Position, 3.5 mm
[.137 in] Centerline, Fully Shrouded, Gold, Dynamic 1000 Series

[View on TE.com >](#)



[Connectors](#) > [PCB Connectors](#) > [PCB Headers & Receptacles](#) > [DYNAMIC 1900D HDR ASSY](#)



Connector System: **Wire-to-Board**

Number of Positions: **22**

Number of Rows: **2**

Centerline (Pitch): **3.5 mm [.137 in]**

PCB Mount Orientation: **Horizontal**

[All DYNAMIC 1900D HDR ASSY \(9\)](#)

Features

Product Type Features

| | |
|-----------------------------------|-----------------------|
| Connector System | Wire-to-Board |
| Header Type | Fully Shrouded |
| Sealable | No |
| Connector & Contact Terminates To | Printed Circuit Board |
| PCB Connector Assembly Type | PCB Mount Header |

Configuration Features

| | |
|-----------------------|------------|
| Number of Positions | 22 |
| Number of Rows | 2 |
| PCB Mount Orientation | Horizontal |

Body Features

| | |
|-----------------------|-------|
| Primary Product Color | Black |
|-----------------------|-------|

Contact Features

| | |
|--|--------------------------|
| Contact Mating Area Plating Material Thickness | .38 μ m[15 μ in] |
| Contact Mating Area Plating Material | Gold |
| Contact Type | Pin |
| Contact Current Rating (Max) | 1 A |



Termination Features

| | |
|---|-----------------------|
| Termination Method to Printed Circuit Board | Through Hole - Solder |
|---|-----------------------|

Mechanical Attachment

| | |
|--------------------------|---------------|
| Mating Alignment Type | Keyed |
| Mating Retention | With |
| PCB Mount Retention Type | Retention Leg |
| Connector Mounting Type | Board Mount |
| Mating Alignment | With |
| PCB Mount Alignment | Without |
| PCB Mount Retention | With |

Housing Features

| | |
|--------------------|------------------|
| Housing Material | Polyester GF |
| Centerline (Pitch) | 3.5 mm [.137 in] |

Usage Conditions

| | |
|-----------------------------|-----------------------------|
| Operating Temperature Range | -30 – 105 °C [-22 – 221 °F] |
|-----------------------------|-----------------------------|

Operation/Application

| | |
|---------------------|----------------|
| Circuit Application | Power & Signal |
|---------------------|----------------|

Industry Standards

| | |
|------------------------|----------|
| UL Flammability Rating | UL 94V-0 |
|------------------------|----------|

Packaging Features

| | |
|----------------|-----------|
| Packaging Type | Box, Tube |
|----------------|-----------|

Product Compliance

[For compliance documentation, visit the product page on TE.com>](#)

| | |
|---|---|
| EU RoHS Directive 2011/65/EU | Compliant |
| EU ELV Directive 2000/53/EC | Compliant |
| China RoHS 2 Directive MIIT Order No 32, 2016 | No Restricted Materials Above Threshold |
| EU REACH Regulation (EC) No. 1907/2006 | Current ECHA Candidate List: JUNE 2023 (235) Candidate List Declared Against: JUNE 2023 (235) Does not contain REACH SVHC |
| Halogen Content | Not Low Halogen - contains Br or Cl > 900 ppm. |

Solder Process Capability

Wave solder capable to 265°C

Product Compliance Disclaimer


This information is provided based on reasonable inquiry of our suppliers and represents our current actual knowledge based on the information they provided. This information is subject to change. The part numbers that TE has identified as EU RoHS compliant have a maximum concentration of 0.1% by weight in homogenous materials for lead, hexavalent chromium, mercury, PBB, PBDE, DBP, BBP, DEHP, DIBP, and 0.01% for cadmium, or qualify for an exemption to these limits as defined in the Annexes of Directive 2011/65/EU (RoHS2). Finished electrical and electronic equipment products will be CE marked as required by Directive 2011/65/EU. Components may not be CE marked. Additionally, the part numbers that TE has identified as EU ELV compliant have a maximum concentration of 0.1% by weight in homogenous materials for lead, hexavalent chromium, and mercury, and 0.01% for cadmium, or qualify for an exemption to these limits as defined in the Annexes of Directive 2000/53/EC (ELV). Regarding the REACH Regulation, the information TE provides on SVHC in articles for this part number is based on the latest European Chemicals Agency (ECHA) 'Guidance on requirements for substances in articles' posted at this URL: <https://echa.europa.eu/guidance-documents/guidance-on-reach>

Compatible Parts




TE Part # 2-1871946-1
DYNAMIC 1900D REC HSG CRIMP
TYPE 22p

Also in the Series | Dynamic 1000 Series



Connector Contacts(1)




Insertion & Extraction Tools(2)




PCB Connector Keying(1)




PCB Connector Mounting(2)




PCB Headers & Receptacles(173)



Rectangular Connector Housings(2)



Standard Rectangular Connectors(1)



Wire-to-Board Connector Assemblies & Housings(157)



Wire-to-Board Connector Contacts(39)

Customers Also Bought



TE Part #174967-2
MULTILOCK, CONNECTOR HOUSING



TE Part #6116075-1
INV MJ,1X1,SHIELDED,LED (G/Y)



TE Part #175180-1
040 MULTILOCK REC CONT PRE-TIN



TE Part #1981560-1
ME M D1100 24P-R PLUG CASE ASSY



TE Part #T4140L12051-000
M12,REAR MOUNT,MALE,L,4P+PE,
SOLDER PCB



TE Part #1939851-1
ME 67M 9-11 SHIELD CLIP

Documents

Product Drawings

[DYNAMIC 1900D HDR ASSY H-TYPE 22p](#)

English

CAD Files

[3D PDF](#)

3D

Customer View Model

[ENG_CVM_CVM_2-1871935-1_D_c-2-1871935-1-d.2d_dxf.zip](#)

English

Customer View Model

[ENG_CVM_CVM_2-1871935-1_D_c-2-1871935-1-d.3d_igs.zip](#)

English

Customer View Model

[ENG_CVM_CVM_2-1871935-1_D_c-2-1871935-1-d.3d_stp.zip](#)

English

By downloading the CAD file I accept and agree to the [Terms and Conditions](#) of use.



Datasheets & Catalog Pages

[DYNAMIC SPRING CLAMP SERIES](#)

English

[DYNAMIC SPRING CLAMP SERIES](#)

Japanese

[1-1773732-4_DYNAMIC_SERIES_CATALOG_ENGLISH](#)

Japanese

[1-1773732-4_DYNAMIC_SERIES_CATALOG_ENGLISH](#)

English

Product Specifications

[Product Specification](#)

Japanese

Agency Approvals

[UL Report](#)

English