

The ECS-2016MV is a miniature SMD HCMOS Oscillator with MultiVolt™ capability of 1.6 ~ 3.6 V. The 2.0 x 1.6 x 0.85 mm ceramic package is ideal for LoRa WAN, Low Power/Portable, Industrial and IoT applications.

[Request a Sample](#)

OPERATING CONDITIONS / ELECTRICAL CHARACTERISTICS



- 2.0 x 1.6 mm Footprint
- Extended Temp Range
- RoHS Compliant
- Wide Supply Voltage
- Low Jitter
- Compatible with 1.8V, 2.5V or 3.3V Power Supply

PARAMETERS	CONDITIONS	ECS-2016MV			UNITS
		MIN	TYP	MAX	
Frequency Range		1.500		54.000	MHz
* Frequency Stability	-40 ~ +85°C (CN Opt)			±25	ppm
Supply Voltage		1.6		3.6	V
Output Load	CMOS			15	pF
Output voltage Level	VOL: 10% Vdd max. / VOH: 90% Vdd min.V DC				
Rise & Fall time	10% Vdd – 90% Vdd			6.5	ns
Start Up Time	@ 90% Vdd			5	mS
Phase Jitter	12 kHz to 5 MHz			1	pS
Duty Cycle	@ ½ Vdd			45/55	%
Standby Current				10	µA
Operating Temp*		-40		+85	°C
Storage Temp		-55		+125	°C

DIMENSIONS (mm)

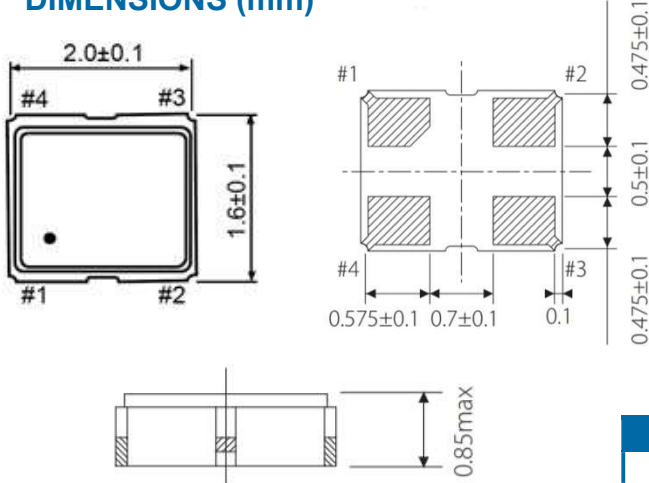


Figure 1) Top, Side, and Bottom views

CURRENT CONSUMPTION mA Max

FREQ.	~ 19 MHz	~ 39.9 MHz	~ 50 MHz	~ 60 MHz
+1.8V	2.5	3.0	3.5	4.0
+2.5V	4.5	5.5	6.5	7.0
+3.3V	6.0	7.0	8.0	8.5

PAD CONNECTIONS	
1	Tri-state
2	Gnd
3	Output
4	Vdd

Tri State Function	
Pin 1	Output
0.7 * Vdd Min or NC	Active
0.3 * Vdd Max.	High Impedance

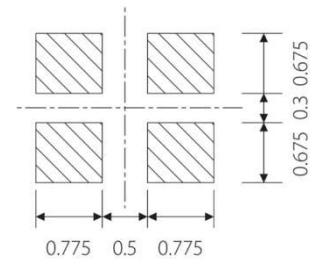


Figure 2) Suggested Land Pattern

PART NUMBERING GUIDE: Example ECS-2016MV-250-BN-TR

ECS	SERIES	FREQUENCY ABBREVIATION	* STABILITY	TEMP RANGE -	PACKAGING
-----	--------	------------------------	-------------	--------------	-----------

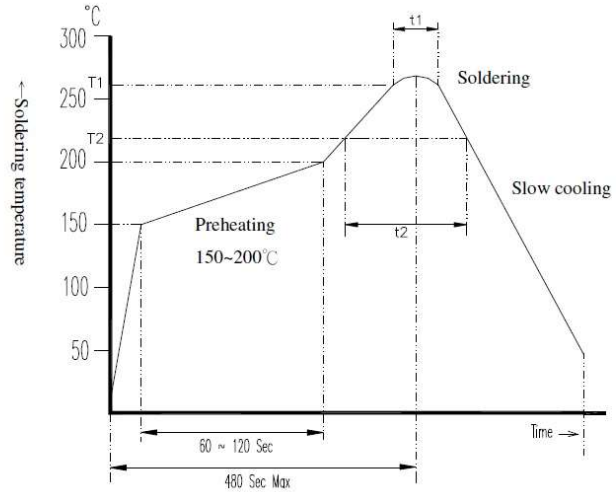
ECS	2016MV 2.0 x 1.6 mm Multi Volt Oscillator	250 = 25.000 MHz See Developed Frequencies Pg.2	A = ±100 ppm B = ±50 ppm C = ±25 ppm D = ±20 ppm	M = -20 ~ +70°C N = -40 ~ +85°C	-TR = 1K -TR3=3K Qty/Reel
-----	---	---	---	------------------------------------	---------------------------------

* Frequency Stability includes initial tolerance, temperature, supply voltage and load change reflow frequency shift, and aging.

DEVELOPED FREQUENCIES

FREQUENCY MHz	CODE
8.000	080
10.000	100
12.000	120
16.000	160
24.000	240
25.000	250
26.000	260
33.3333	333.3
48.000	480
50.000	500

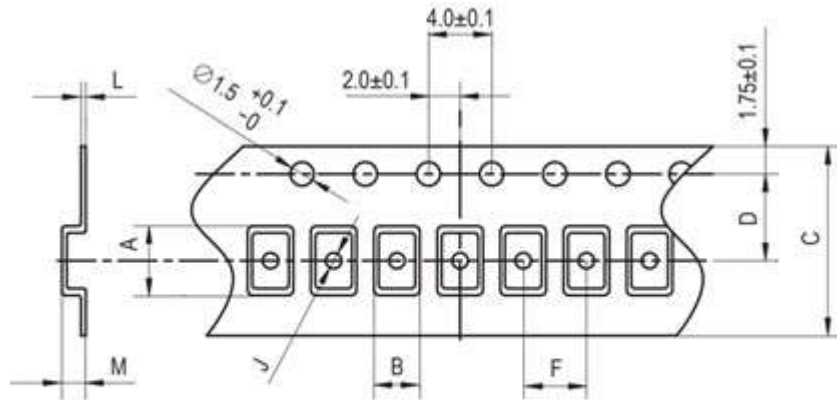
SOLDER PROFILE
Peak solder Temp +260°C ±5°C 10 ±5 Sec Max.
2 Cycles Max.
MSL 1, Lead Finish Au



Application / Temperature Time	T1 / t1	T2 / t2
Lead Free	260 ± 5°C / 10 ± 5 Sec Max.	217°C Min / 60 ~ 150 Sec
Non-Lead Free	260 ± 5°C / 10 ± 5 Sec Max.	183°C Min / 60 ~ 150 Sec

Figure 3) Suggested Reflow Profile

POCKET TAPE DIMENSIONS (mm)



A	B	C	D	F	J	L	M	Reel Dia.
2.2	1.8	8.0	3.5	4.0	1.0	0.25	1.0	180