

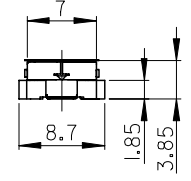
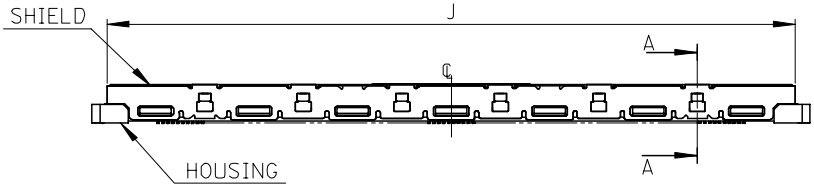
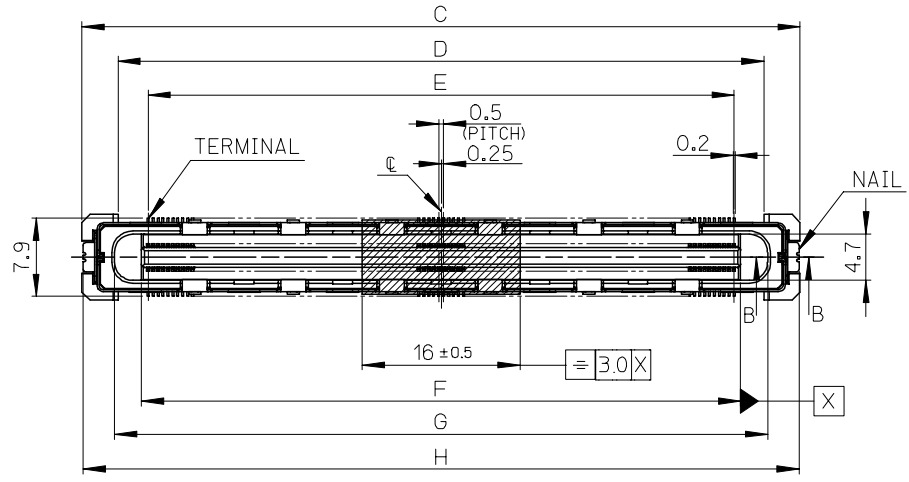
NOTES

1. 材質
MATERIAL
ハウジング : ガラス入りLCP、黒色、UL94V-0
HOUSING : GLASS FILLED LIQUID CRYSTAL POLYMER, BLACK, UL94V-0
ターミナル : 銅合金
TERMINAL : COPPER ALLOY
シールド : ステンレス鋼
SHIELD : STAINLESS STEEL
ネイル : 銅合金
NAIL : COPPER ALLOY
吸着テープ : 耐熱樹脂
VACUUM TAPE : HEAT RESISTING RESIN

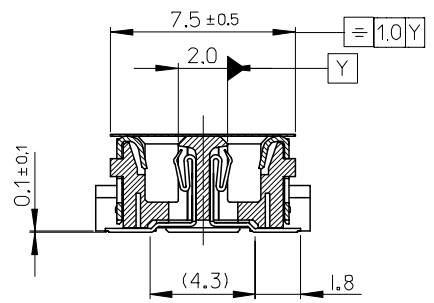
2. めっき仕様
PLATING
ターミナル
TERMINAL
接点部 : 金めっき
CONTACT AREA : GOLD
半田付け部 : 錫めっき
SOLDER TAIL AREA : TIN
下地めっき : ニッケルめっき
UNDER-PLATING : NICKEL

ネイル
NAIL
ニッケル下地めっき
TIN OVER NICKEL PLATING

3. テールとネイルの平坦度 : 0.1MAX
COPLANARITY : 0.1 MAXIMUM



SECTION B-B



SECTION A-A
5-1

501497-24**	501497-20** 501497-16**
シールドコンタクト形状 SHIELD CONTACT SHAPE	

52.9	45.6	39.5	40.84	46.3	52.7	49.9	501497-1610	501497-1600	160
62.9	55.6	49.5	50.84	56.3	62.7	59.9	501497-2010	501497-2000	200
72.9	65.6	59.5	60.84	66.3	72.7	69.9	501497-2410	501497-2400	240
C	D	E	F	G	H	J	TRAY PACKAGE	CONNECTOR	CIRCUIT
MATERIAL NO.									

REVISED EC NO: J2007-0487 DRWN: AYOYAGI 2006/09/07 CHKD: THARUYAMA 2006/11/01 APPR: NUKITA 2006/11/02	GENERAL TOLERANCES (UNLESS SPECIFIED)				DIMENSION STYLE MM ONLY		SCALE 2:1	DESIGN UNITS METRIC	THIRD ANGLE PROJECTION	
	10 UNDER		± 0.2		DRAWN BY YKOBAYASHI	DATE 2004/10/27	TITLE 0.5 B TO B CONN. SHIELD TYPE REC. ASSY H=6			
	10 OVER 30 UNDER		± 0.25		CHECKED BY HIRATA	DATE 2004/10/27	MATERIAL NO. SEE CHART			
	30 OVER		± 0.3		APPROVED BY MSASAO	DATE 2004/10/27	DOCUMENT NO. SD-501497-001			
ANGULAR ±1 °				DRAFT WHERE APPLICABLE MUST REMAIN WITHIN DIMENSIONS		MATERIAL NO. SEE CHART		DOCUMENT NO. SD-501497-001		SHEET NO. 1 OF 2
THIS DRAWING CONTAINS INFORMATION THAT IS PROPRIETARY TO MOLEX INCORPORATED AND SHOULD NOT BE USED WITHOUT WRITTEN PERMISSION										

10 9 8 7 6 5 4 3 2 1

F

F

E

E

D

D

C

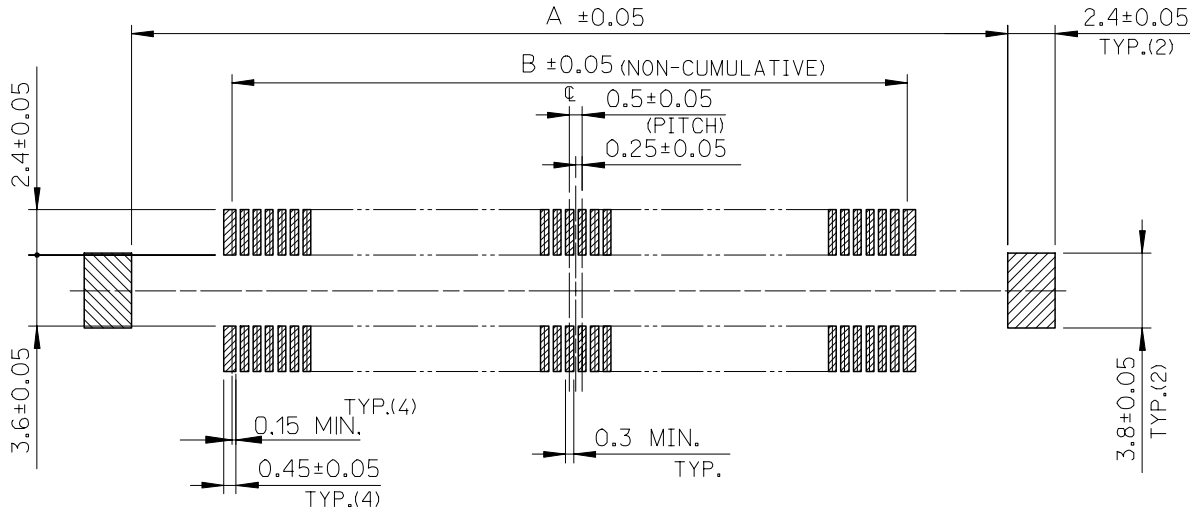
C

B

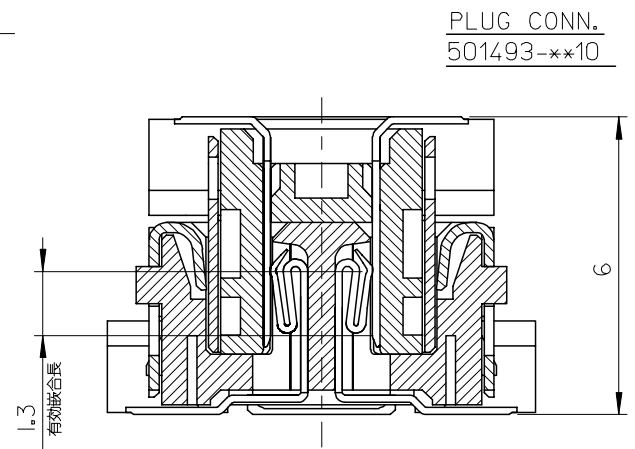
B

A

A



推奨基板レイアウト
RECOMMENDED P.C.B LAYOUT



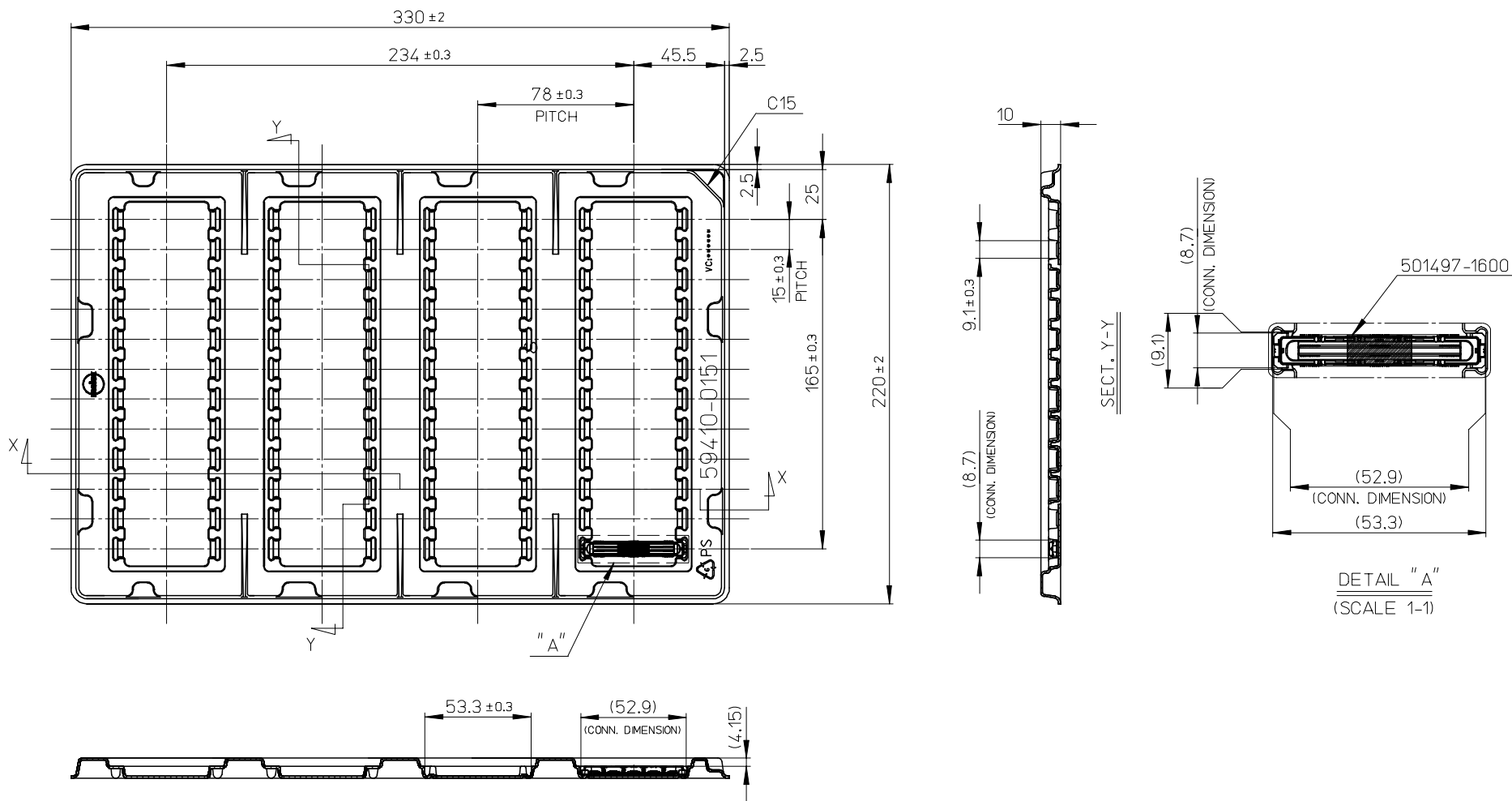
PLUG CONN.
501493-**10

REC. CONN.
501497-**10

49.2	39.5	501497-1610	160
59.2	49.5	501497-2010	200
69.2	59.5	501497-2410	240
A	B	TRAY PACKAGE	CIRCUIT

REVISED EC NO: J2007-0487 DRAWN: AOYAGI 2006/09/07 CHKD: THARUYAMA 2006/11/01 APPR: NUKITA 2006/11/02	GENERAL TOLERANCES (UNLESS SPECIFIED)		DIMENSION STYLE MM ONLY	SCALE ---	DESIGN UNITS METRIC	THIRD ANGLE PROJECTION
	10 UNDER	±0.2	DRAWN BY YKOBAYASHI	DATE 2004/10/27	TITLE 0.5 B TO B CONN. SHIELD TYPE REC. ASSY H=6	
	10 OVER 30 UNDER	±0.25	CHECKED BY HIRATA	DATE 2004/10/27	MOLEX INCORPORATED	
	30 OVER	±0.3	APPROVED BY MSASAO	DATE 2004/10/27	DOCUMENT NO. SD-501497-001	
	ANGULAR ±1 °		MATERIAL NO.		SHEET NO. 2 OF 2	
	DRAFT WHERE APPLICABLE MUST REMAIN WITHIN DIMENSIONS		SIZE A3	SEE CHART	THIS DRAWING CONTAINS INFORMATION THAT IS PROPRIETARY TO MOLEX INCORPORATED AND SHOULD NOT BE USED WITHOUT WRITTEN PERMISSION	

10 9 8 7 6 5 4 3 2 1



SECT. X-X

SECT. Y-Y

DETAIL "A"
(SCALE 1-1)

注記

1. 一般公差: ±0.5
GENERAL TOLERANCES: ±0.5
2. 各部の反りは1.5MAX.
WARP: 1.5MAX.
3. 梱包数: 48個
PACKAGING QUANTITY: 48PCS.
4. 標準梱包数: 720個
STANDARD PACKAGING QUANTITY: 720PCS.
5. トレイは180°反転させて重ねる。
180 DEGREES IS REVERSED AND A TRAY IS PILED UP.

RELEASED EC NO: J2007-1260 DRWN: OTANI CHKD: MISOGAYA APPR: NUKITA	DESCRIPTION 2006/11/01 2006/11/01 2006/11/01	GENERAL TOLERANCES (UNLESS SPECIFIED)		DIMENSION STYLE MM ONLY		SCALE 1:2	DESIGN UNITS METRIC	THIRD ANGLE PROJECTION		
		10 UNDER ±0.2	10 OVER ±0.25	DRAWN BY Y. OTANI	DATE 2006/10/31	TITLE TRAY FOR 501497-1610 (0.5 B TO B CONN. SHIELD TYPE REC. ASSY 160P H=6)				
		30 OVER ±0.3	ANGULAR ±1°	CHECKED BY M. ISOGAYA	DATE 2006/10/31	MOLEX INCORPORATED				
		DRAFT WHERE APPLICABLE MUST REMAIN WITHIN DIMENSIONS		APPROVED BY N. UKITA	DATE 2006/10/31	MATERIAL NO. 594100151	DOCUMENT NO. SD-501497-004	SHEET NO. 1 OF 1		

501497-1610
適用製品番号
APPLICABLE PART No.