

XDM3041 Bench-type Digital Multimeter

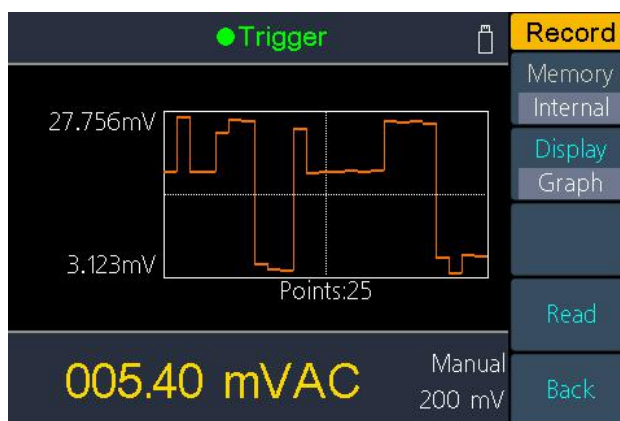


- + 4 inch 480 x 320 pixels high resolution LCD
- + resolutions up to 4 1/2 digits
- + reading rates up to 150 readings/s
- + true RMS AC voltage / current measurement
- + dual line display supported
- + the change trend analysis accessible via special chart mode
- + SCPI supported - remote control, and data-sharing possible via LAN, USB, RS232 port, and WiFi*
- * WiFi module is optional
- + multi- IO interface: USB Device / Host, RS232, LAN, and ext. trigger input

Data-logger Mode

during recording the measurement value, possible to set the logging duration (min. 5ms), and length, then get access to chart or table result

● Trigger			Record
No.	Function	Reading	Memory
0	ACV	019.18 mV	Internal
1	ACV	027.75 mV	Display
2	ACV	019.22 mV	Table
3	ACV	019.28 mV	
4	ACV	025.39 mV	
5	ACV	027.48 mV	
6	ACV	027.33 mV	
7	ACV	004.52 mV	Read
8	ACV	003.62 mV	
005.48 mVAC		Manual 200 mV	Back



+ Performance Specifications

XDM3041	Measurement Range	Frequency Range	Accuracy: 1 Year ± (% of reading + % of range)
DC Voltage	600mV, 6V, 60V, 600V, 1000V	/	0.02±0.01
True RMS AC Voltage	600mV, 6V, 60V, 600V, 750V	20 Hz - 50 Hz	2 + 0.10
		50 Hz - 20 kHz	0.2 + 0.06
		20 kHz - 50 kHz	1.0 + 0.05
		50 kHz - 100 kHz	3.0 + 0.08
DC Current	600.00 μA	/	0.06 + 0.02
	6.0000 mA		0.06 + 0.02
	60.000 mA		0.1 + 0.05
	600.00 mA		0.2 + 0.02
	6.000 A		0.2 + 0.05
	10.0000 A		0.250 + 0.05
True RMS AC Current	60.000 mA, 600.00 mA, 6.0000 A, 10.000 A	20 Hz - 45 Hz	2 + 0.10
		45 Hz - 2 kHz	0.50 + 0.10
		2 kHz - 10 kHz	2.50 + 0.20

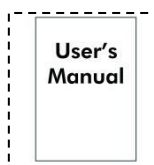
Resistance	600.00 Ω	/	0.040 + 0.01
	6.0000 kΩ		0.030 + 0.01
	60.000 kΩ		0.030 + 0.01
	600.00 kΩ		0.040 + 0.01
	6.0000 MΩ		0.120 + 0.03
	60.000 MΩ		0.90 + 0.03
	100.00 MΩ		1.75 + 0.03
Diode Test	3.0000 V	/	0.5 + 0.01
Continuity	1000 Ω	/	0.5 + 0.01
Frequency Period	600 mV - 750 V	20 Hz - 2 kHz	0.01 + 0.003
		2 kHz - 20 kHz	0.01 + 0.003
		20 kHz - 200 kHz	0.01 + 0.003
		200 kHz - 1 MHz	0.01 + 0.006
	60 mA - 10 A	20 Hz - 2 kHz	0.01 + 0.003
		2 kHz - 10 kHz	0.01 + 0.003
		Test Current	
Capacitance	2.000 nF	200 nA	3 + 1.0
	20.00 nF	200 nA	1 + 0.5
	200.0 nF	2 μA	1 + 0.5
	2.000 μF	10 μA	1 + 0.5
	200 μF	100 μA	1 + 0.5
	10000 μF	1 mA	2 + 0.5
Temperature	temperature sensors under 2 categories supported - thermocouple (ITS-90 conversion between B / E / J / K / N / R / S / T type), and thermal resistance (RTD sensor conversion between Pt100 and Pt385 type)		
Other functions	Bar meter, histogram, trend chart, Max. Min. value, average value, standard deviation, DB / DBm, Pass / Fail		
Data-logger Function			
Logging Duration	5ms - 1000s		
Logging Length	1M points		
General			
Dimension (W x H x D)	235 x 110 x 295 (mm)		
Weight (without package)	3.0 kg		

Specifications subject to change without prior notice.

+ Accessories The accessories subject to final delivery.



Power Cord



Manual




USB



Fuse



Multimeter Lead



Alligator Clip