

PCB terminal block - GMKDS 3/ 2 BK - 1731242

Please be informed that the data shown in this PDF Document is generated from our Online Catalog. Please find the complete data in the user's documentation. Our General Terms of Use for Downloads are valid (<http://phoenixcontact.com/download>)



PCB terminal block, Nominal current: 24 A, Nom. voltage: 630 V, Pitch: 7.5 mm, Number of positions: 2, Connection method: Screw connection with tension sleeve, Mounting: Wave soldering, Conductor/PCB connection direction: 0 °, Color: black, The article can be aligned to create different nos. of positions!

Illustration shows the black product version



Key Commercial Data

| | |
|--------------------------------------|----------|
| Packing unit | 1 STK |
| Minimum order quantity | 50 STK |
| Weight per Piece (excluding packing) | 4.800 g |
| Custom tariff number | 85369010 |
| Country of origin | Germany |

Technical data

Environmental Product Compliance

| | |
|------------|--|
| China RoHS | Hazardous substances above threshold values; |
| | Environmentally Friendly Use Period = 50; |
| | For details go to tab "Downloads", Category "Manufacturer's declaration" |

Dimensions

| | |
|--------------------------|--------------|
| Length | 11.2 mm |
| Pitch | 7.50 mm |
| Dimension a | 7.5 mm |
| Constructional height | 18 mm |
| Length of the solder pin | 5 mm |
| Pin dimensions | 0,9 x 0,9 mm |
| Hole diameter | 1.3 mm |

PCB terminal block - GMKDS 3/ 2 BK - 1731242

Technical data

General

| | |
|--|---|
| Range of articles | GMKDS 3 |
| Insulating material group | I |
| Rated surge voltage (III/3) | 6 kV |
| Rated surge voltage (III/2) | 6 kV |
| Rated surge voltage (II/2) | 6 kV |
| Rated voltage (III/3) | 500 V |
| Rated voltage (III/2) | 630 V |
| Rated voltage (II/2) | 1000 V |
| Connection in acc. with standard | EN-VDE |
| Nominal current I_N | 24 A |
| Nominal cross section | 2.5 mm ² |
| Maximum load current | 30 A (with 4 mm ² conductor cross section) |
| Insulating material | PA |
| Solder pin surface | Sn |
| Flammability rating according to UL 94 | V0 |
| Internal cylindrical gage | A3 |
| Stripping length | 8 mm |
| Number of positions | 2 |
| Screw thread | M3 |
| Tightening torque, min | 0.5 Nm |
| Tightening torque max | 0.6 Nm |

Connection data

| | |
|--|----------------------|
| Conductor cross section solid min. | 0.2 mm ² |
| Conductor cross section solid max. | 4 mm ² |
| Conductor cross section flexible min. | 0.2 mm ² |
| Conductor cross section flexible max. | 2.5 mm ² |
| Conductor cross section flexible, with ferrule without plastic sleeve min. | 0.25 mm ² |
| Conductor cross section flexible, with ferrule without plastic sleeve max. | 2.5 mm ² |
| Conductor cross section flexible, with ferrule with plastic sleeve min. | 0.25 mm ² |
| Conductor cross section flexible, with ferrule with plastic sleeve max. | 2.5 mm ² |
| Conductor cross section AWG min. | 24 |
| Conductor cross section AWG max. | 12 |
| 2 conductors with same cross section, solid min. | 0.2 mm ² |
| 2 conductors with same cross section, solid max. | 1.5 mm ² |
| 2 conductors with same cross section, stranded min. | 0.2 mm ² |
| 2 conductors with same cross section, stranded max. | 1.5 mm ² |

PCB terminal block - GMKDS 3/ 2 BK - 1731242

Technical data

Connection data

| | |
|---|----------------------|
| 2 conductors with same cross section, stranded, ferrules without plastic sleeve, min. | 0.25 mm ² |
| 2 conductors with same cross section, stranded, ferrules without plastic sleeve, max. | 0.75 mm ² |
| 2 conductors with same cross section, stranded, TWIN ferrules with plastic sleeve, min. | 0.5 mm ² |
| 2 conductors with same cross section, stranded, TWIN ferrules with plastic sleeve, max. | 1.5 mm ² |

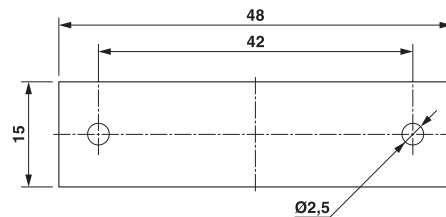
Standards and Regulations

| | |
|--|--------|
| Connection in acc. with standard | EN-VDE |
| | CSA |
| Flammability rating according to UL 94 | V0 |

Drawings

Dimensional drawing

Drilling diagram



Classifications

eCl@ss

| | |
|------------|----------|
| eCl@ss 4.0 | 27141109 |
| eCl@ss 4.1 | 27141109 |
| eCl@ss 5.0 | 27141190 |
| eCl@ss 5.1 | 27141190 |
| eCl@ss 6.0 | 27261101 |
| eCl@ss 7.0 | 27440401 |
| eCl@ss 8.0 | 27440401 |
| eCl@ss 9.0 | 27440401 |

ETIM

| | |
|----------|----------|
| ETIM 3.0 | EC001121 |
|----------|----------|

PCB terminal block - GMKDS 3/ 2 BK - 1731242

Classifications

ETIM

| | |
|----------|----------|
| ETIM 4.0 | EC002643 |
| ETIM 5.0 | EC002643 |

UNSPSC

| | |
|---------------|----------|
| UNSPSC 6.01 | 30211801 |
| UNSPSC 7.0901 | 39121432 |
| UNSPSC 11 | 39121432 |
| UNSPSC 12.01 | 39121432 |
| UNSPSC 13.2 | 39121432 |

Approvals


Approvals


Approvals

CSA / UL Recognized / SEV / cUL Recognized / CCA / EAC / EAC / cULus Recognized

Ex Approvals

Approval details


| | | |
|---|-------|-------|
| CSA  http://www.csagroup.org/us/en/services/testing-and-certification/certified-product-listing 13631 | | |
| | B | D |
| mm ² /AWG/kcmil | 28-12 | 28-12 |
| Nominal current I _N | 10 A | 10 A |
| Nominal voltage U _N | 300 V | 300 V |

| | | |
|--|-------|-------|
| UL Recognized  http://database.ul.com/cgi-bin/XYV/template/LISEXT/1FRAME/index.htm FILE E 60425 | | |
| | B | D |
| mm ² /AWG/kcmil | 30-12 | 30-12 |
| Nominal current I _N | 15 A | 10 A |
| Nominal voltage U _N | 250 V | 300 V |

PCB terminal block - GMKDS 3/ 2 BK - 1731242

Approvals


| | |
|---|-------|
| SEV https://www.electrosuisse.ch IK-3248 | |
| mm ² /AWG/kcmil | 4 |
| Nominal voltage UN | 500 V |

| | | |
|---|-------|-------|
| cUL Recognized  http://database.ul.com/cgi-bin/XYV/template/LISEXT/1FRAME/index.htm FILE E 60425 | | |
| | B | D |
| mm ² /AWG/kcmil | 30-12 | 30-12 |
| Nominal current IN | 15 A | 10 A |
| Nominal voltage UN | 250 V | 300 V |

| | |
|----------------------------|-------|
| CCA IK-3249 | |
| mm ² /AWG/kcmil | 4 |
| Nominal voltage UN | 500 V |

| |
|-------------------|
| EAC EAC-Zulassung |
|-------------------|

| |
|-------------|
| EAC B.01742 |
|-------------|

| |
|--|
| cULus Recognized  http://database.ul.com/cgi-bin/XYV/template/LISEXT/1FRAME/index.htm |
|--|

Accessories

Accessories

Cover

Cover - EA-MKDS - 1711408



PCB terminal block - GMKDS 3/ 2 BK - 1731242

Accessories

Labeled terminal marker

Marker card - SK 7,5/5:FORTL.ZAHLEN - 0804468



Marker card, Card, white, labeled, Horizontal: Consecutive numbers 1 - 10, 11 - 20, etc. up to 91 - 100, Mounting type: Adhesive, for terminal block width: 7.5 mm, Lettering field: 7.5 x 5 mm

Screwdriver tools

Screwdriver - SZS 0,6X3,5 - 1205053



Actuation tool, for ST terminal blocks, insulated, also suitable for use as a bladed screwdriver, size: 0.6 x 3.5 x 100 mm, 2-component grip, with non-slip grip