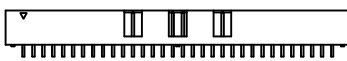
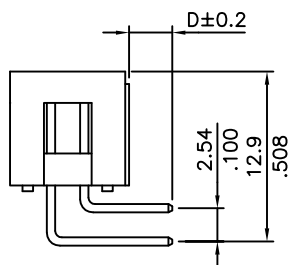
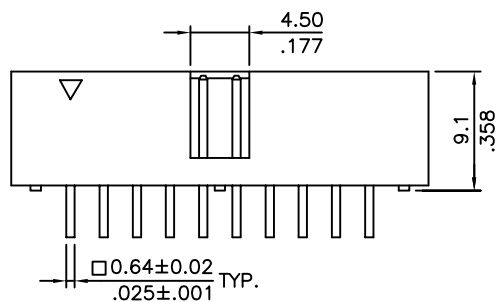


FOR 60 Circuits



FOR 64 Circuits

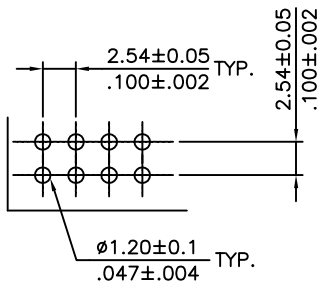


A = 2.54 \* No. of Spaces

B = A + 10.16

C = A + 7.86

\* Available circuits: 06, 08, 10, 14, 16, 20, 24, 26, 30, 34, 40, 44, 50, 60, 64



Recommended P.C. Board Layout

SIGN	DATE	DESCRIPTION	APPROVER
THIS IS CAD DRAWING, DO NOT REVISE MANUALLY!!!			

**Material**

- Insulator: Glass Filled Polyester
- Flammability: UL94V-0
- Color: Black
- Contacts: Brass
- Plating termination: 1.2u" Au min, 50u" Ni

**Ratings**

- Current: 3A
- Voltage: 250V AC(r.m.s.)
- Contact Resistance: <20mΩ
- Insulation Resistance: >1,000MΩ
- Dielectric Withstanding Voltage: 1500V AC for one minute
- Operating Temperature: -40°C ± 105°C
- Solderability: 245°C ± 5°C for 3±0.5 seconds

RoHS Compliant

**PLATING**

- 1= Full Gold Flash/Nickel (STD)
- 5 = 120u" Tin over 50u" Nickel
- 7 = Selective 15u" Gold/Nickel
- 8 = Selective 30u" Gold/Nickel
- NON-STD may require MOQ

PART NUMBER:

**302-RXXX**

Number of circuits

Dim. D

3.10 - leave blank (standard)

2.80 - add 2.8 to end of p/n

may require MOQ



THESE DRAWINGS AND SPECIFICATIONS ARE THE PROPERTY OF ON-SHORE TECHNOLOGY, INC. AND SHALL NOT BE REPRODUCED, COPIED OR USED IN ANY MANNER WITHOUT THE PRIOR WRITTEN CONSENT OF ON-SHORE TECHNOLOGY, INC.

TITLE		302 Series - Dual Row Right Angle Box Header			
PART NO.	302-RXXX	DWG NO.	302-RXXX.DWG		
APPROVED	CHECKED	DESIGNED	DRAWN	4050	
	Marvin 2003.06.16	Marvin 2003.06.16	Marvin 2003.06.16	Tolerance	
				UNIT: mm/inches	X. ±0.30/.012
				SCALE: NONE	X.X ±0.20/.008
				SHEET: 01/01	X.XX ±0.10/.004
				REV.: B	X* ±1°