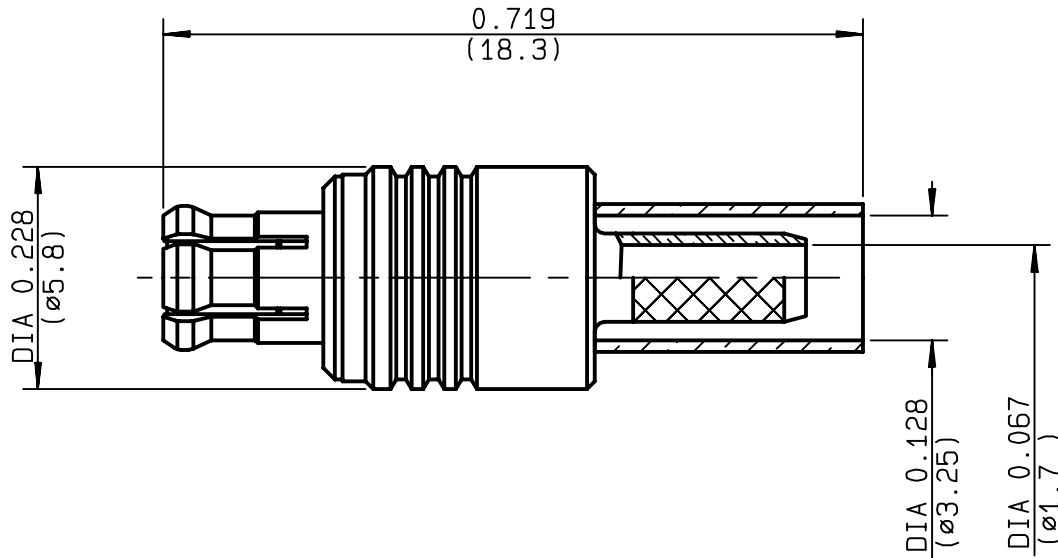


**STRAIGHT PLUG FULL CRIMP TYPE  
CABLE 2.6/75 D**

**R213.083.007**  
**SERIES MCX 75**



NOMINAL IMPEDANCE	<b>75</b> Ω
FREQUENCY RANGE	<b>0-6</b> GHz
TEMPERATURE RATING	<b>-55/+155</b> °C
V.S.W.R	<b>1.05</b> + <b>.02</b> x F(GHz)Maxi
RF INSERTION LOSS	<b>0.06</b> √F(GHz) dB Maxi
VOLTAGE RATING	<b>335</b> Veff Maxi
DIELECTRIC WITHSTANDING VOLTAGE	<b>750</b> Veff Mini
INSULATION RESISTANCE	<b>1000</b> MΩMini
HERMETIC SEAL	<b>NA</b> Atm.cm <sup>3</sup> /s
LEAKAGE (pressurized only)	<b>NA</b>
MECHANICAL DURABILITY	<b>500</b> Cycles
WEIGHT	<b>1.4</b> gr
SPECIFICATION	

CABLES : **K02253D-02**

OTHERS CHARACTERISTICS

CABLE RETENTION	<b>105</b> N Mini
CENTER CONTACT RETENTION	
Axial force - mating end	<b>10</b> N Mini
Axial force - opposite end	<b>10</b> N Mini
Torque	<b>NA</b> cm.N Mini
RECOMMENDED TORQUES	
Mating	<b>NA</b> cm.N
Panel nut	<b>NA</b> cm.N
Clamp nut	<b>NA</b> cm.N

CONNECTOR PARTS	MATERIALS	FINISH	(all values are given ) in micrometers
BODY	BRASS	BBR 2	
OUTER CONTACT	BERYLLIUM COPPER	BBR 2	
CENTER CONTACT	BRASS	GOLD 1.3 OVER NICKEL 2	
INSULATOR	PTFE	-	
GASKET		-	
OTHERS PIECES	BRASS	BBR 2	

ISSUE	CREATION DATE	FILE PART-NUMBER
<b>9916A01</b>	<b>23/08/1996</b>	<b>96-0102-012</b>



**RADIALL®**

AGRIODOS

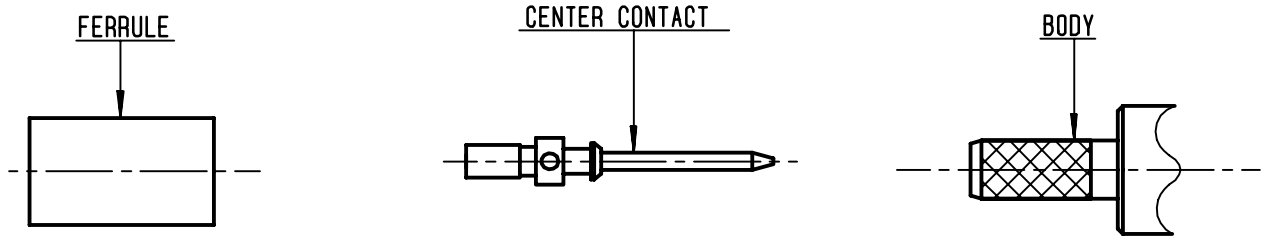
The information given here is subject to change without notice.  
Design changes may be in order to improve the product .

*Connect to the future*



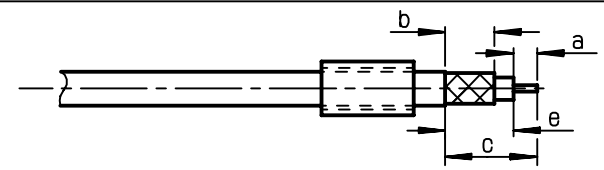
**R213.083.007**

ISSUE **9916A01** SERIES **MCX 75**



①

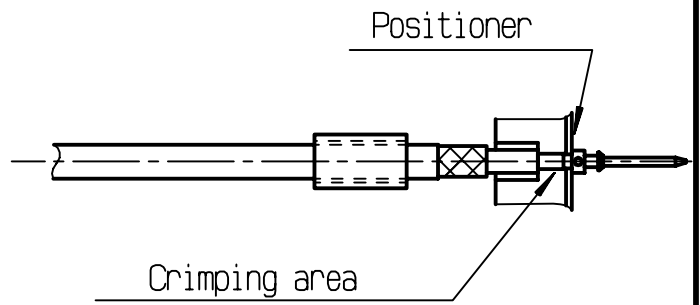
Slide ferrule onto cable .  
Strip the cable .  
-  
-



Stripping	a	b	c	d	e
inch	0.091	0.217	0.406	0	0.315
mm	2.3	5.5	10.3		8

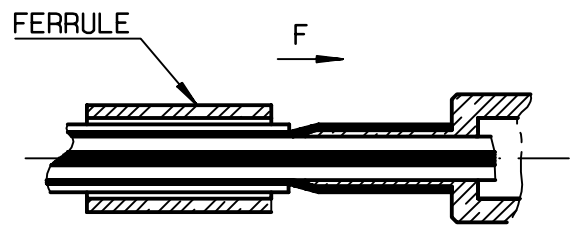
②

Crimp the center contact with the crimping tool R282.271.000 square .028 (carre 0.72)  
-  
-  
-  
-  
-



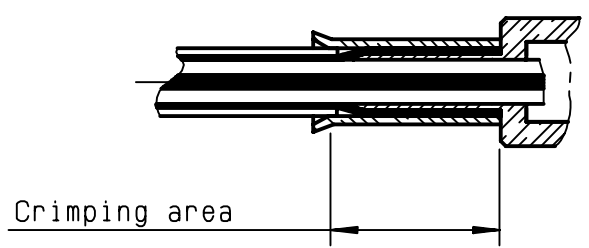
③

Open the braid  
Slide body under braid  
Slide ferrule over the braid  
(In direction F)  
-



④

Crimp the ferrule with crimping tool R282.271.000 ( Hex. : .127 ) (3.25)  
-  
-  
-



AGRIODOS